



FROM THE FIXED INCOME DESK

Monthly Outlook

Summary

- US Treasury (UST) yields ended higher in January as weaker-than-expected payroll data led markets to moderate their forecasts for Federal Reserve (Fed) rate hikes in 2017. Overall, 2-year and 10-year UST yields rose about 2 and 1 basis points (bps) respectively in the month.
- The Korean central bank left its policy rate unchanged at 1.25%, but trimmed full-year 2017 GDP forecast to 2.5% from 2.8% citing a slowdown in domestic economic growth. Meanwhile, CPI inflation is expected to rise to the 2% target level by the middle of 2017, owing mainly to an increase in oil prices.
- China's GDP expanded 6.7%, in line with the official growth target. Headline CPI moderated slightly to 2.1% year-on-year (YoY) while PPI rose 5.5% YoY in December, attributed mainly to rising commodity prices. In Singapore, NODX and IP registered strong readings in December.
- Asian credits registered gains in January, as credit spreads tightened. Despite heavy primary supply and higher risk-free rates, Asian high-grade returned 0.76% and Asian high-yield corporates returned 1.32%.
- Meanwhile, the Chinese central bank introduced a temporary 28-day liquidity facility to several large commercial banks and the People's Bank of China (PBoC) increased the six-month and one-year Medium-term Lending Facility (MLF) rates.
- Activity in the primary market picked-up significantly in January following a December lull. For the month, there were 39 new issues amounting to about USD 20.7bn - USD 14.2bn in the high-grade space, and 18 issues amounting to around USD 6.5bn in the high-yield segment.

- We expect Indian and Indonesian bonds and currencies to outperform. Indonesia is supported by attractive carry, improved fiscal outlook and political stability, while a possible credit rating upgrade by Standard & Poor's and higher yields offered by Indian bonds will sustain demand for the space. We are cautious on Philippine bonds, Korean Won (KRW) and Singapore Dollar (SGD). Korea and Singapore will be vulnerable to protectionist trade policies by the Trump administration, given the open and export-oriented nature of their economies.
- Volatility is likely to remain, with the US Fed on a tightening path, uncertainty injected by policies of the new US administration, and risk events including elections in Europe. These factors have driven the direction of UST yields and, with spreads at the tight end of the historical range, we remain cautious. Meanwhile, the supply of new issues is expected to remain heavy in the coming month, although demand for Asian credit appears to be intact.

Asian Rates and FX

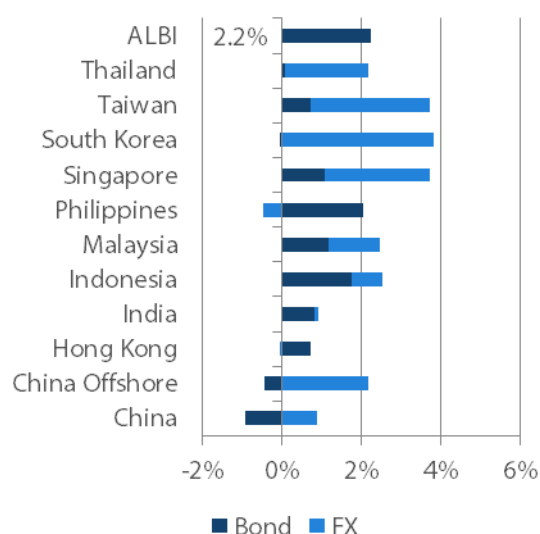
Market Review

- **UST yields ended higher in January**
Weaker-than-expected payroll data in early January led markets to moderate their forecasts for Fed rate hikes in 2017. This exerted downward pressure on UST yields as well as the US Dollar (USD). However, yields bottomed mid-month, after Fed Chairperson Janet Yellen commented that "allowing the economy to run markedly and persistently hot would be risky and unwise." Notably, politics took a prominent role in driving market action. US President Donald Trump's view on the USD was echoed by US Treasury Secretary nominee Steven Mnuchin, who said that an "excessively strong dollar" could

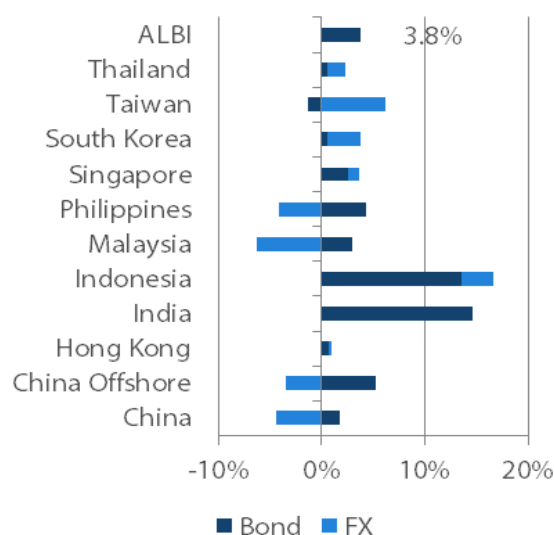
have a negative short-term effect on the economy. These comments negatively affected demand for the USD and treasuries. Over in Europe, British Prime Minister Theresa May outlined her plan for a definitive break from the European Union, but the Supreme Court ruled that a Parliament approval is needed to trigger Article 50 of the Lisbon Treaty. Overall, 2-year and 10-year UST yields rose about 2 and 1 basis points (bps) respectively in the month.

Markit iBoxx Asian Local Bond Index (ALBI)

For the month ending 31 January 2017



For the year ending 31 January 2017



Note: Bond returns are in local currencies while FX and ALBI returns are in USD. Past performance is not necessarily indicative of future performance. Source: Markit iBoxx Asian Local Currency Bond Indices, Bloomberg, 31 January 2017

- **Bank of Korea (BoK) trimmed its 2017 GDP growth forecast**
The Korean central bank left its policy rate unchanged at 1.25%, but trimmed its full-year 2017 GDP forecast to 2.5% (from 2.8%). The BoK noted that while the slump in exports “has eased”, it “judges the pace of domestic economic growth to have slowed somewhat”, citing a weaker recovery in domestic demand activities. Nonetheless, the monetary authority expects CPI inflation to gradually rise close to its 2% target level by the middle of the year, owing mainly to an increase in oil prices. For 2017, it projects CPI inflation to register 1.8% (down from 1.9%).

- **A further jump in Chinese PPI; Chinese economy grows 6.7% in 2016**

In China, headline CPI moderated slightly to 2.1% year-on-year (YoY) in December. Food price inflation came in weaker than the historical average, although non-food price inflation picked up. In contrast, prices at the factory gate surged anew, with PPI rising 5.5% YoY in December, from 3.3% in the previous month. Once again, the jump in PPI was attributed to rising commodity prices. For the whole year 2016, the Chinese economy expanded 6.7% – the lowest since 1990, albeit in line with the official growth target of 6.5-7.0%. Investment was the main drag on the economy, while consumption provided support to overall growth.

- **Singapore Non-oil Domestic Exports (NODX) and Industrial Production (IP) readings register strong**

Singapore NODX registered another strong reading in December. Exports surged 9.4% YoY – its second consecutive month registering above forecasts. Notably, shipments of petrochemicals surged 28.5%. By destination, exports to China increased by 40%, while those to the US dropped 17%. Similarly, manufacturing output in December surged ahead of expectations, jumping 21.3% YoY. Even after excluding the contribution from biomedical manufacturing – which tends to be volatile – output still recorded a robust 16.1% growth, backed by an almost 50% increase in output from the key electronics cluster.

Market Outlook

- **Overweight Indian and Indonesian bonds; cautious on Philippine bonds**

2017 is likely to be a year of lower returns and higher volatility for Asian local government bonds. Uncertainties surrounding US policies and concerns about the European Central Bank and Bank of Japan tapering will discourage foreign flows into the region, removing a strong technical support that pushed bond yields lower in the previous year. Inflation is expected to pick up (albeit remaining benign) on account of unfavourable base effects and as China escapes PPI deflation. This makes the case for rate cuts weaker, further limiting the potential upside for bonds.

Within the region, we expect Indian and Indonesian bonds to outperform. The attractive carry offered by Indonesian bonds, and an improved fiscal outlook and firm political stability for Indonesia should be supportive of our view. We also see

upside risk to bond prices in the event that a credit rating upgrade by Standard & Poor's materialises. Similarly, higher yields offered by Indian bonds will sustain demand for the space. Meanwhile, we maintain our cautious view on Philippine bonds. Against a backdrop of strong growth and rising inflation, we expect Philippines bonds to underperform. Less favourable base effects from oil prices further heighten inflation risk. We also expect political noise from President Duterte's rhetoric to continue to weigh on investor sentiment towards Philippine assets.

- **Prefer IDR and INR; underweight KRW and SGD**

We think high carry currencies such as Indonesian Rupiah (IDR) and India Rupee (INR) will continue to outperform amongst Asian currencies. Stable external balances, improved fiscal outlook and political stability had all contributed to the resilience of the IDR and INR. In contrast, we are cautious on the Korean Won (KRW) and Singapore dollar (SGD) as we believe these countries will be vulnerable to any potential protectionist trade policies by the new US administration given the open and export-oriented nature of these economies. Additionally, we expect business sentiments in Korea to be plagued by ongoing political uncertainty.

Asian Credits

Market Review

- **A positive start for Asian credits**

Asian credits registered gains in January, as credit spreads tightened. Asian high-grade returned 0.76% and Asian high-yield corporates returned 1.32% - decent gains considering heavy primary supply and higher risk-free rates. Meanwhile, growth in headline CPI in the US and Eurozone, and the jump in Chinese PPI, highlighted the emerging upside risks to inflation, supporting the rise in UST yields.

- **PBoC introduced a Temporary Liquidity Facility (TLF); raised 6-month and 1-year MLF rates**

Towards the end of the month, the Chinese central bank introduced a temporary 28-day liquidity facility to several large commercial banks considered to be primary liquidity providers on the interbank market. This was in anticipation of tighter liquidity ahead of the Chinese New Year holidays. A few days later, the PBoC increased the six-month and one-year MLF rates by 10bps each to 3.1% and 2.95% respectively, signaling its intent to keep a tight rein on leverage in the financial system.

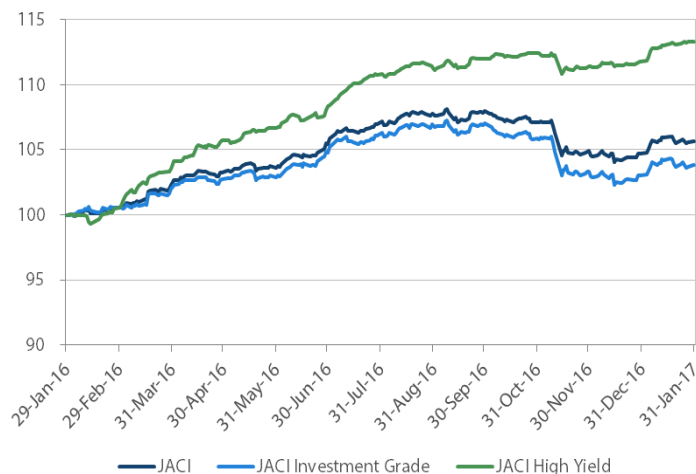
- **Flurry of primary activity in Asian credits**

Activity in the primary market picked-up significantly in January after the December lull. For the month, there were 39 new issues amounting to about USD 20.7bn - USD 14.2bn in the high-grade space, and 18 issues amounting to around USD 6.5bn in the high-yield segment. Overall, there were two sovereign issues - USD 2bn issued by the Philippines and USD 1bn from South Korea. Notably, financial companies such as China Development Bank, Export-Import Bank of Korea and

China Huarong International Holdings were some of the heavy issuers in January.

JP Morgan Asia Credit Index (JACI)

Daily returns for the period from 31 January 2016 to 31 January 2017



Note: Returns in USD. Past performance is not necessarily indicative of future performance. Source: JP Morgan, 31 January 2017

Market Outlook

- **Uncertainty and market volatility expected to pick-up; spreads at tighter end suggest caution**

Volatility is likely to remain, with the US Fed on a tightening path, uncertainty injected by policies of the new US administration, and risk events including elections in Europe. The myriad of factors, some conflicting, that have driven the direction of UST yields are expected to remain. These include potentially higher yields due to reflationary policies from the new Trump administration to potentially lower yields from lower growth stemming from protectionist policies. In addition, with spreads at the tight end of the historical range, we remain cautious.

- **Supply to pick-up in February after Chinese New Year lull, demand remains intact**

The supply of new issues is expected to remain heavy in the coming month, following the Chinese New Year lull in early February. Although the supply of new issues was fairly high in January, the demand backdrop for Asian credit appears to be intact as spreads have broadly tightened. In addition, inflows into emerging market hard currency bonds have started the year on a positive note.

Important Information

This document is prepared by Nikko Asset Management Co., Ltd. and/or its affiliates (**Nikko AM**) and is for distribution only under such circumstances as may be permitted by applicable laws. This document does not constitute investment advice or a personal recommendation and it does not consider in any way the suitability or appropriateness of the subject matter for the individual circumstances of any recipient.

This document is for information purposes only and is not intended to be an offer, or a solicitation of an offer, to buy or sell any investments or participate in any trading strategy. Moreover, the information in this material will not affect Nikko AM's investment strategy in any way. The information and opinions in this document have been derived from or reached from sources believed in good faith to be reliable but have not been independently verified. Nikko AM makes no guarantee, representation or warranty, express or implied, and accepts no responsibility or liability for the accuracy or completeness of this document. No reliance should be placed on any assumptions, forecasts, projections, estimates or prospects contained within this document. This document should not be regarded by recipients as a substitute for the exercise of their own judgment. Opinions stated in this document may change without notice.

In any investment, past performance is neither an indication nor guarantee of future performance and a loss of capital may occur. Estimates of future performance are based on assumptions that may not be realised. Investors should be able to withstand the loss of any principal investment. The mention of individual stocks, sectors, regions or countries within this document does not imply a recommendation to buy or sell.

Nikko AM accepts no liability whatsoever for any loss or damage of any kind arising out of the use of all or any part of this document, provided that nothing herein excludes or restricts any liability of Nikko AM under applicable regulatory rules or requirements.

All information contained in this document is solely for the attention and use of the intended recipients. Any use beyond that intended by Nikko AM is strictly prohibited.

Japan: The information contained in this document pertaining specifically to the investment products is not directed at persons in Japan nor is it intended for distribution to persons in Japan. Registration Number: Director of the Kanto Local Finance Bureau (Financial Instruments firms) No. 368 Member Associations: The Investment Trusts Association, Japan/Japan Investment Advisers Association/Japan Securities Dealers Association.

United Kingdom and rest of Europe: This document constitutes a financial promotion for the purposes of the Financial Services and Markets Act 2000 (as amended) (FSMA) and the rules of the Financial Conduct Authority (the FCA) in the United Kingdom (the FCA Rules).

This document is communicated by Nikko Asset Management Europe Ltd, which is authorised and regulated in the United Kingdom by the FCA (122084). It is directed only at (a) investment professionals falling within article 19 of the Financial Services and Markets Act 2000 (Financial Promotions) Order 2005, (as amended) (the Order) (b) certain high net worth entities within the meaning of article 49 of the Order and (c) persons to whom this document may otherwise lawfully be communicated (all such persons being referred to as relevant persons) and is only available to such persons and any investment activity to which it relates will only be engaged in with such persons.

United States: This document is for information purposes only and is not intended to be an offer, or a solicitation of an offer, to buy or sell any investments. This document should not be regarded as investment advice. This document may not be duplicated, quoted, discussed or otherwise shared without prior consent. Any offering or distribution of a Fund in the United States may only be conducted via a licensed and registered broker-dealer or a duly qualified entity.

Singapore: This document is for information only with no consideration given to the specific investment objective, financial situation and particular needs of any specific person. You should seek advice from a financial adviser before making any investment. In the event that you choose not to do so, you should consider whether the investment selected is suitable for you

Hong Kong: This document is for information only with no consideration given to the specific investment objective, financial situation and particular needs of any specific person. You should seek advice from a financial adviser before making any investment. In the event that you choose not to do so, you should consider whether the investment selected is suitable for you. The contents of this document have not been reviewed by the Securities and Futures Commission or any regulatory authority in Hong Kong.

Australia: Nikko AM Limited ABN 99 003 376 252 (**Nikko AM Australia**) is responsible for the distribution of this information in Australia. **Nikko AM Australia** holds Australian Financial Services Licence No. 237563 and is part of the Nikko AM Group. This material and any offer to provide financial services are for information purposes only. This material does not take into account the objectives, financial situation or needs of any individual and is not intended to constitute personal advice, nor can it be relied upon as such. This material is intended for, and can only be provided and made available to, persons who are regarded as Wholesale Clients for the purposes of section 761G of the Corporations Act 2001 (Cth) and must not be made available or passed on to persons who are regarded as Retail Clients for the purposes of this Act. If you are in any doubt about any of the contents, you should obtain independent professional advice

New Zealand: Nikko Asset Management New Zealand Limited (Company No. 606057, FSP22562) is the licensed Investment Manager of Nikko AM NZ Investment Scheme and the Nikko AM NZ Wholesale Investment Scheme.

This material is for the use of researchers, financial advisers and wholesale investors (in accordance with Schedule 1, Clause 3 of the Financial Markets Conduct Act 2013 in New Zealand). This material has been prepared without taking into account a potential investor's objectives, financial situation or needs and is not intended to constitute personal financial advice, and must not be relied on as such. Recipients of this material, who are not wholesale investors, or the named client, or their duly appointed agent, should consult an Authorised Financial Adviser and the relevant Product Disclosure Statement or Fund Fact Sheet (available on our website www.nikkoam.co.nz).

Kingdom of Bahrain: The document has not been approved by the Central Bank of Bahrain which takes no responsibility for its contents. No offer to the public to purchase the Strategy will be made in the Kingdom of Bahrain and this document is intended to be read by the addressee only and must not be passed to, issued to, or shown to the public generally.

Kuwait: This document is not for general circulation to the public in Kuwait. The Strategy has not been licensed for offering in Kuwait by the Kuwaiti Capital Markets Authority or any other relevant Kuwaiti government agency. The offering of the Strategy in Kuwait on the basis of a private placement or public offering is, therefore, restricted in accordance with Decree Law No. 7 of 2010 and the bylaws thereto (as amended). No private or public offering of the Strategy is being made in Kuwait, and no agreement relating to the sale of the Strategy will be concluded in Kuwait. No marketing or solicitation or inducement activities are being used to offer or market the Strategy in Kuwait.

Kingdom of Saudi Arabia: This document is communicated by Nikko Asset Management Europe Ltd (Nikko AME), which is authorised and regulated by the Financial Services and Markets Act 2000 (as amended)

(FSMA) and the rules of the Financial Conduct Authority (the FCA) in the United Kingdom (the FCA Rules). This document should not be reproduced, redistributed, or sent directly or indirectly to any other party or published in full or in part for any purpose whatsoever without a prior written permission from Nikko AME.

This document does not constitute investment advice or a personal recommendation and does not consider in any way the suitability or appropriateness of the subject matter for the individual circumstances of any recipient. In providing a person with this document, Nikko AME is not treating that person as a client for the purposes of the FCA Rules other than those relating to financial promotion and that person will not therefore benefit from any protections that would be available to such clients.

Nikko AME and its associates and/or its or their officers, directors or employees may have or have had positions or material interests, may at any time make purchases and/or sales as principal or agent, may provide or have provided corporate finance services to issuers or may provide or have provided significant advice or investment services in any investments referred to in this document or in related investments. Relevant confidential information, if any, known within any company in the Nikko AM group or Sumitomo Mitsui Trust Bank group and not available to Nikko AME because of regulations or internal procedure is not reflected in this document. The investments mentioned in this document may not be eligible for sale in some states or countries, and they may not be suitable for all types of investors.

Oman: The information contained in this document neither constitutes a public offer of securities in the Sultanate of Oman as contemplated by the Commercial companies law of Oman (Royal decree 4/74) or the Capital Markets Law of Oman (Royal Decree 80/98), nor does it constitute an offer to sell, or the solicitation of any offer to buy non-Omani securities in the Sultanate of Oman as contemplated by Article 139 of the Executive Regulations to the Capital Market law (issued by Decision No. 1/2009). This document is not intended to lead to the conclusion of any contract of whatsoever nature within the territory of the Sultanate of Oman.

United Arab Emirates (excluding DIFC): This document and the information contained herein, do not constitute, and is not intended to constitute, a public offer of securities in the United Arab Emirates and accordingly should not be construed as such. The Strategy is only being offered to a limited number of investors in the UAE who are (a) willing and able to conduct an independent investigation of the risks involved in an investment in such Strategy, and (b) upon their specific request.

The Strategy has not been approved by or licensed or registered with the UAE Central Bank, the Securities and Commodities Authority or any other relevant licensing authorities or governmental agencies in the UAE. This document is for the use of the named addressee only and should not be given or shown to any other person (other than employees, agents or consultants in connection with the addressee's consideration thereof).

No transaction will be concluded in the UAE and any inquiries regarding the Strategy should be made to Nikko Asset Management Europe Ltd.