

<Disclaimer for the English Translation of the Full Prospectus of Listed Index Fund TOPIX>

This document is an English translation of the Japanese “Prospectus Issued upon Request” (the “Full Prospectus”) of Listed Index Fund TOPIX (the “Fund”). The Japanese Full Prospectus is the offering document. This English translation is not required by law or any regulation.

While every effort has been made to ensure the accuracy or completeness of this translation, Nikko Asset Management Co., Ltd. cannot guarantee this translation is accurate or complete as differences of interpretation may arise between the English and Japanese language. In the event of any inconsistency between this English translation and the Japanese version, the Japanese version shall prevail, except to the extent prohibited by the applicable law of any jurisdiction where the units of the Fund are sold.

Except as otherwise indicated herein, this material is based on the Japanese version dated as of April 9, 2024. In case of any update to or modification of the Japanese version of the terms and conditions, there is no guarantee that a corresponding update or modification will be made to this English translation.

This translation of the Full Prospectus has been prepared by Nikko Asset Management Co., Ltd. for English speaking investors for information purposes. Investors should not subscribe for these securities solely relying on this document, as this is a translation of the original Full Prospectus. As the English translation may differ from the Japanese Full Prospectus as explained above, this document does not contain or constitute, and should not be relied upon as an offer or invitation to make an offer for the purchase of these securities (including units of the Fund) to any person or entity in any jurisdiction.

Neither this material nor any part hereof may be reproduced, transmitted, reprinted, or redistributed without the prior written authorization of Nikko Asset Management Co., Ltd.

April 9, 2025

Listed Index Fund TOPIX

Nickname: “JoJo TOPIX”

Open-end Investment Trust/Domestic/Equities/ETF/Index Type

◆In connection with the invitation for subscription to the “Listed Index Fund TOPIX”, which is extended by way of this prospectus, the Management Company filed a securities registration statement with the Director—General of the Kanto Local Finance Bureau on April 8, 2025 pursuant to the provisions of Article 5 of the Financial Instruments and Exchange Act. The registration became effective on April 9, 2025.

Securities registration statement filing date:	April 8, 2025
Issuer:	Nikko Asset Management Co., Ltd.
Title and Name of the Representative:	Stefanie Drews, Representative Director, President and CEO
Address of the Head Office:	7-1 Akasaka 9-chome, Minato-ku, Tokyo
Location where a copy of the securities registration statement (including its registered supplements) may be inspected:	Tokyo Stock Exchange Group, Inc. 2-1, Nihonbashi Kabutocho, Chuo-ku, Tokyo

Established and managed by

Nikko Asset Management Co., Ltd.

On September 1, 2025, Nikko Asset Management Co., Ltd. will change its name to Amova Asset Management Co., Ltd.
URL after the company name change: www.amova-am.com


Amova Asset Management

Investment trusts are different from deposits with financial institutions or insurance policies.

- Investment trusts are not protected by the Deposit Insurance Corporation of Japan or the Insurance Policyholders Protection Corporation of Japan. Furthermore, purchasing investment trust units at a registered financial institution, such as a bank, exempts you from being eligible for payments from the Investor Protection Fund.
- Investment trusts offer no guarantee of principal or yields.
- Investors who purchase units in an investment trust bear the risk of a decline in the value of the invested assets.

- Contents -

	Page No.
PART I. Information on Securities	4
PART II. Information on the Fund	6
I. Description of the Fund	6
II. Administration and Operation	36
III. Financial Condition of the Fund	45
IV. Outline of Administration of Domestic Investment Trust Beneficiary Certificates	107
PART III. Information on the Management Company, Etc.	109
Trust Deed	110

PART I. Information on Securities

(1) Fund Name

- Listed Index Fund TOPIX (hereinafter referred to as the “Fund”).
- “Listed TOPIX” or “JoJo TOPIX” may be used as nicknames.

(2) Form, Etc. of the Domestic Investment Trust Beneficiary Certificates

- Units of an open-end securities investment trust (hereinafter referred to as the “Units”).
- No credit rating has been or will be assigned or made available by a credit rating company.

* The provisions of the Act on Book-Entry Transfer of Company Bonds, Shares, etc. apply to the Fund’s Units. Title to the Units is determined by entry or record in a book-entry transfer account book of the book-entry transfer institution set forth under “(11) Matters Concerning the Book-Entry Transfer Institution” below and of the account management institutions subordinate to the book-entry transfer institution (meaning the “account management institutions” set forth in Article 2 of the Act on Book-Entry Transfer of Company Bonds, Shares, etc.; the account management institutions and the book-entry transfer institution are hereinafter collectively referred to as the “Book-Entry Transfer Institution, Etc.”). (The Units determined by entry or record in a book-entry transfer account book are hereinafter referred to as the “Book-Entry Transfer Units.”) Except when there is an unavoidable reason, the Management Company does not issue any beneficiary certificates that represent any of the Book-Entry Transfer Units. Furthermore, neither a bearer form nor a registered form is recognized for the Book-Entry Transfer Units.

(3) Total Issue (Offering) Price

Up to 30 trillion yen

(4) Issue (Offering) Price

The issue price is the Net Asset Value per Unit on the day on which an application for subscription of the Units is accepted.

- Please contact one of the Distributors or the place referred to in “(8) Place of Subscription” for questions concerning the Net Asset Value per Unit.

(5) Subscription Fee

The Distributors are authorized to collect from those applying for subscription a fee that is determined independently by the respective Distributor, as well as an amount equivalent to the consumption taxes levied on such fee.

* Please contact your Distributor for further information.

(6) Subscription Unit

The minimum number of Units for subscription is determined by rounding up to the nearest 100 units the result obtained by dividing the market value of the Unit Shares by the Net Asset Value per Unit on the day on which an application for subscription is accepted and subscriptions must be made in whole-number multiples of the minimum lot.

* “Unit Shares” refers to all shares (the number of which is designated by the Management Company) of the respective composites of the TOPIX which the Management Company expects will track the performance of the TOPIX.

(7) Subscription Period

The subscription period is from April 9, 2025 to October 8, 2025.

- The subscription period can be renewed by filing another securities registration statement prior to the expiration date shown above.

(8) Place of Subscription

To find a Distributor, please contact the Management Company.

<Management Company>

Nikko Asset Management Co., Ltd.

* On September 1, 2025, Nikko Asset Management Co., Ltd. will change its name to Amova Asset Management Co., Ltd.

Website: www.nikkoam.com/

* After September 1, 2025: www.amova-am.com

Call Center telephone number: 0120-25-1404

9 a.m. – 5 p.m., excluding weekends, public holidays, and non-business days

(9) Payment Date

An applicant generally makes an application for subscription by surrendering the shares he or she owns no later than the day designated by the Distributor. The surrendered shares are deposited by the Distributor for safeguarding in an account with the Japan Securities Depository Center, Inc. for the Fund that is designated by the Trustee Company on the day when additional Units are created. (Monies, if included, are deposited in the fund account that is designated by the Trustee Company through an account designated by the Management Company.)

(10) Place of Payment

As shown in “(8) Place of Subscription”.

(11) Matters Concerning the Book-Entry Transfer Institution

The Japan Securities Depository Center, Inc. is the Book-Entry Transfer Institution.

(12) Other

N/A

PART II. Information on the Fund

I. Description of the Fund

1. Nature of the Fund

(1) Objective and Basic Nature of the Fund

i) Objective of the Fund

The fund seeks to closely link the Net Asset Value per Unit to the movements of TOPIX by investing in the stocks that comprise TOPIX, building a portfolio in accordance with the method of computing TOPIX and holding the portfolio as a general rule.

* TOPIX, which covers Japanese stock market widely, is a market benchmark having a function as an investment target and calculated based on the aggregate market value of component issues after free float adjustment. The computation method uses the total market value at closing on January 4, 1968 as the base, which was taken to be 100, and expresses subsequent total market values as index values.

The continuity of the index is ensured by adjusting the total market value for paid-in capital increases, new listing, delisting, etc. so as to eliminate the impact of fluctuations in the total market capitalization resulting from factors other than market conditions. TOPIX is well recognized both in Japan and abroad as Japan's representative stock index.

$$\text{TOPIX} = \frac{\text{Market capitalization at the time of calculation (in yen)}}{\text{Market capitalization on the base date (in yen)}} \times 100$$

Copyrights and Other Rights of "TOPIX"

- The TOPIX index value and the TOPIX mark or trademark are intellectual property of JPX Market Innovation & Research, Inc. or its affiliates (hereinafter, "JPX"). All rights and know-how concerning the TOPIX, including its calculation, publication and use of the index values, as well as all rights concerning the TOPIX mark or trademark belong to JPX.
- JPX may change or suspend the methods of calculating or publishing the TOPIX index value. Furthermore, it may change the TOPIX mark or trademark or suspend its use.
- JPX does not offer any guarantee or make any representation as to any results obtained in connection with the TOPIX index value and the use of the TOPIX mark or trademark, and as to the TOPIX index value on any particular day.
- JPX does not offer any guarantee as to the accuracy or completeness of TOPIX index values or any data contained therein. Furthermore, JPX is not liable for any errors, delays or interruptions in connection with the computation or publication of TOPIX index values.
- This fund is not offered, guaranteed or distributed by JPX.
- JPX is under no obligation to provide the purchasers of the fund or the general public with an explanation of the fund or any investment advice.
- JPX does not consider the needs of Nikko Asset Management or the Fund's purchasers in the component stocks or calculation of the TOPIX index values.
- In addition to all of the foregoing disclaimers, JPX further disclaims liability for any damage arising out of the creation, sale and promotion of the fund.

ii) Basic Nature of the Fund

1) Product Classification

Unit Type Investment Trust and Open-end Investment Trust	Geographical Region Invested In	Investment Assets (Revenue source)	Independent Segment	Supplementary Classification
Unit type investment trust	Domestic	Equities	MMF	Index type
		Bonds		
	Overseas	Real estate investment trust	MRF	Special type
		Other assets ()		
Open-end investment trust	Domestic and overseas	Asset allocation	ETF	

Note: Product categories that apply to the fund are shown in shaded boxes.

◇ Open-end investment trust

An open-end investment trust is a fund that issues additional units subsequent to its inception. Such additional units are invested together with assets in trust that are accepted earlier.

◇ Domestic

A fund is classified as a domestic fund when either its prospectus or its investment trust deed states that the major part of the investment income from the fund portfolio is sourced from domestic assets.

◇ Equities

A fund is classified as an equity fund when either its prospectus or its investment trust deed states that the major part of the investment income from the fund portfolio is sourced from equities.

◇ ETF

ETFs consist of securities investment trusts, as defined in Items 1 and 2 of Article 12 of the Order for Enforcement of the Act on Investment Trusts and Investment Corporations (Order No. 480 of 2000) and listed securities investment trusts, as defined in Article 9-4-2 of the Act on Special Measures Concerning Taxation (Act No. 26 of 1957).

◇ Index type

A fund is classified as an index type fund when either its prospectus or its investment trust deed states that the fund aims to achieve investment results that track the performance of an index.

2) Segmentation by Attributes

Investment Assets	Frequency of Settlement	Geographical Areas of Investment	Index Followed
Equities General	Annual	Global	
Large-cap Medium- and small-cap	Semi-annual	Japan	
	Quarterly	North America	Nikkei 225
Bonds General	6 times per year (Every other month)	Europe	
Government bonds		Asia	
Corporate bonds	12 times per year (Monthly)	Oceania	TOPIX
Other debenture Credit attributes ()		Latin America	
Real estate investment trusts	Daily		
Other assets ()	Other ()	Africa	Other ()
		Middle and Near East (Middle East)	
Composite assets ()		Emerging	
Fixed asset allocations			
Variable asset allocations			

Note: The attribute segments that apply to the fund are shown in shaded boxes.

◇ Equities – General

The fund invests in equities. The “Equities – General” category contains all equities that do not have the attributes of large-cap, medium-cap or small-cap equities.

◇ Annual

A statement to the effect that settlements are made annually is found in the prospectus or the trust deed of these funds.

◇ Japan

A statement to the effect that investment income from the fund portfolio is sourced from Japanese assets is found in the prospectus or the trust deed of these funds.

The foregoing descriptions are made in accordance with the classification method established by The Investment Trusts Association, Japan. See the Association’s website for definitions of additional product classes and those of attribute segments: <https://www.toushin.or.jp/>.

iii) Characteristics of the Fund

The fund is a contractual-type investment trust but is structured differently from ordinary investment trusts with respect to the following:

- 1) Units are listed on the Tokyo Stock Exchange and can be traded at any time during the trading hours.
 - Units may be traded in blocks of 1 unit (as of the date when the securities registration statement was filed).
 - Brokerage commissions are set by the respective handling companies.
 - The method of trading is generally the same as that for stocks.
 - * Please contact your respective handling company for further information.
- 2) The application for subscription of the Units is made by means of shares.

Applications are made in blocks (and whole-number multiples thereof) of the market value of the Unit Shares divided by the Net Asset Value per Unit on the day the application is accepted (rounded up to 100 units).

 - * “Unit Shares” refers to all shares (the number of which is designated by the Management Company) of the respective composites of the TOPIX which the Management Company expects will track the performance of the TOPIX
 - * Units may be subscribed using Clearing Service offered by the Financial Instruments Clearing Institution.
- 3) Units may not be redeemed for cash prior to maturity with a request for cancellation.
- 4) Units may be exchanged for shares.
 - * The shares of stocks that comprise TOPIX that you contribute at the time of your application do not necessarily match the shares of stocks that you receive in exchange.
 - * The number of Units that you acquire at the time of your application does not necessarily agree with the number of Units you will need at the time of exchange.
 - * Units may be exchanged using Clearing Service offered by the Financial Instruments Clearing Institution.

* “Clearing Service offered by the Financial Instruments Clearing Institution” is a scheme to guarantee the execution of settlements by the Financial Instruments Clearing Institution assuming obligation of securities pertaining to subscription and exchange of ETF.

Principal Investment Restrictions

- There is no restriction as to the ratios of investment in stocks.
- As a general rule, the stocks that the fund intends to invest in are those issued by companies whose stocks comprise TOPIX. However, shares that are acquired through shareholder allotments are exempted from this rule.
- The fund does not invest in assets denominated in foreign currencies.

Distribution Policy

- As a general rule, distributions are made in the full amount after deducting expenses, etc. from income such as dividends arising from trust assets.
 - * There is no guarantee on future payments or the amounts of dividend.

iv) Maximum Amount of Trust Money

- Securities or monies may be added to the trust up to a maximum amount equivalent to 30 trillion yen.
- The Management Company may change the maximum amount with the consent of the Trustee Company.

(2) Fund History

December 20, 2001:

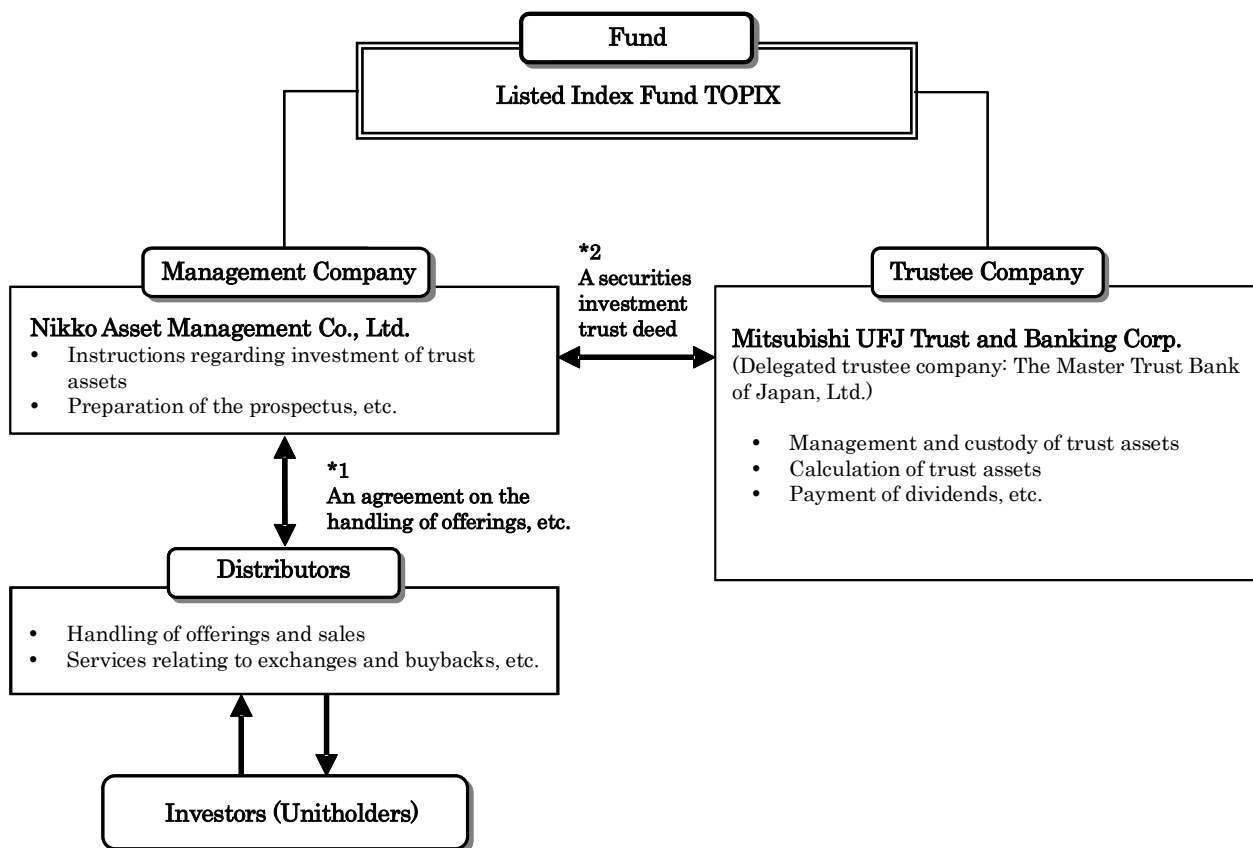
- Execution of the trust deed of the fund and commencement of management.

January 9, 2002:

- Listing of the fund's Units on the Tokyo Stock Exchange.

(3) Structure of the Fund

i) Structure of the fund



*1 An agreement between the Management Company and Distributors regarding the rules on the sale of the investment trust. It encompasses matters such as stipulations on the scope of business regarding the handling of offerings, exchanges and buybacks by the Distributors.

*2 An agreement between the Management Company and Trustee Company regarding the rules on managing the investment trust. It includes matters such as stipulations on the basic management policy, assets to be invested in, restrictions on investment, trust fees, unitholders' rights, and the offering method.

ii) Profile of the Management Company (as of the end of January 2025)

1) Capital

17,363 million yen

2) History

1959: Established as Nikko Securities Investment Trust Management Co., Ltd.

1999: Merged with Nikko Kokusai Investment Management Co., Ltd., and changed the corporate name to “Nikko Asset Management Co., Ltd.”

2025: Change its name to “Amova Asset Management Co., Ltd.”

On September 1, 2025, Nikko Asset Management Co., Ltd. will change its name to Amova Asset Management Co., Ltd.
URL after the company name change: www.amova-am.com



3) Major Shareholders

Name	Address	Number of Shares Held	Holding Ratio
Sumitomo Mitsui Trust Group, Inc.	1-4-1, Marunouchi, Chiyoda-ku, Tokyo	192,211,000	97.562%

2. Investment Policy

(1) Investment Policy

- Investments are made in the stocks that comprise TOPIX, and the fund is managed so that each stock in the trust assets maintains a weight that equals its weight in TOPIX, aiming to achieve investment results that correspond to the performance of TOPIX.
- Instructions to adjust the composition of trust assets may be issued in the following events:
 - i) There is a change in the method of computing TOPIX.
 - ii) An adjustment is made to the total market value of the stocks that comprise TOPIX as the result of a change among the stocks that comprise TOPIX or a change in capital, etc.
 - iii) Instructions are issued for additional trust creations or an exchange between the Units and shares.
 - iv) Any other event, when deemed necessary by the Management Company for the purpose of maintaining the index tracking.
- To realize the same gains and losses similar to holding the underlying assets, the fund may, in response to fund movements, take part in futures trading in securities indices and other vehicles set forth in the trust deed for the purpose of bringing the fund's performance closer to that of TOPIX.
- Management in accordance with the investment policy described above may not be possible in the event that the fund ends its trust arrangement.

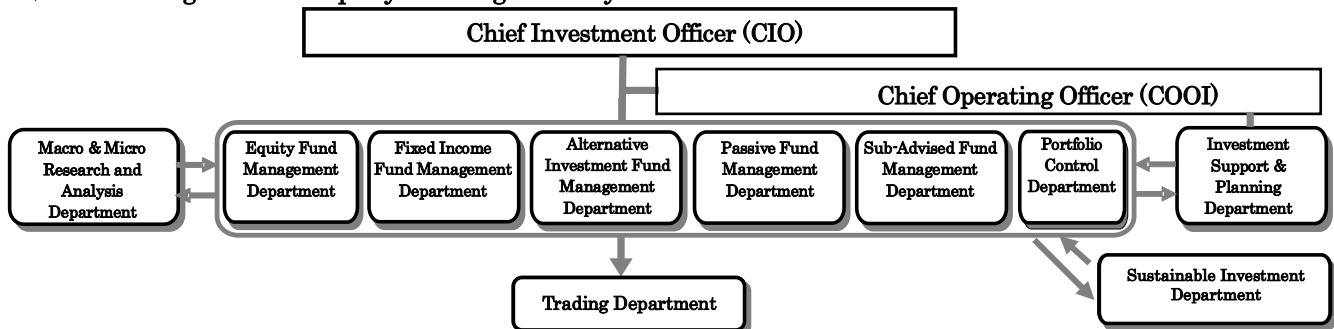
(2) Investment Assets

The fund invests mainly in the shares of stocks that comprise TOPIX.

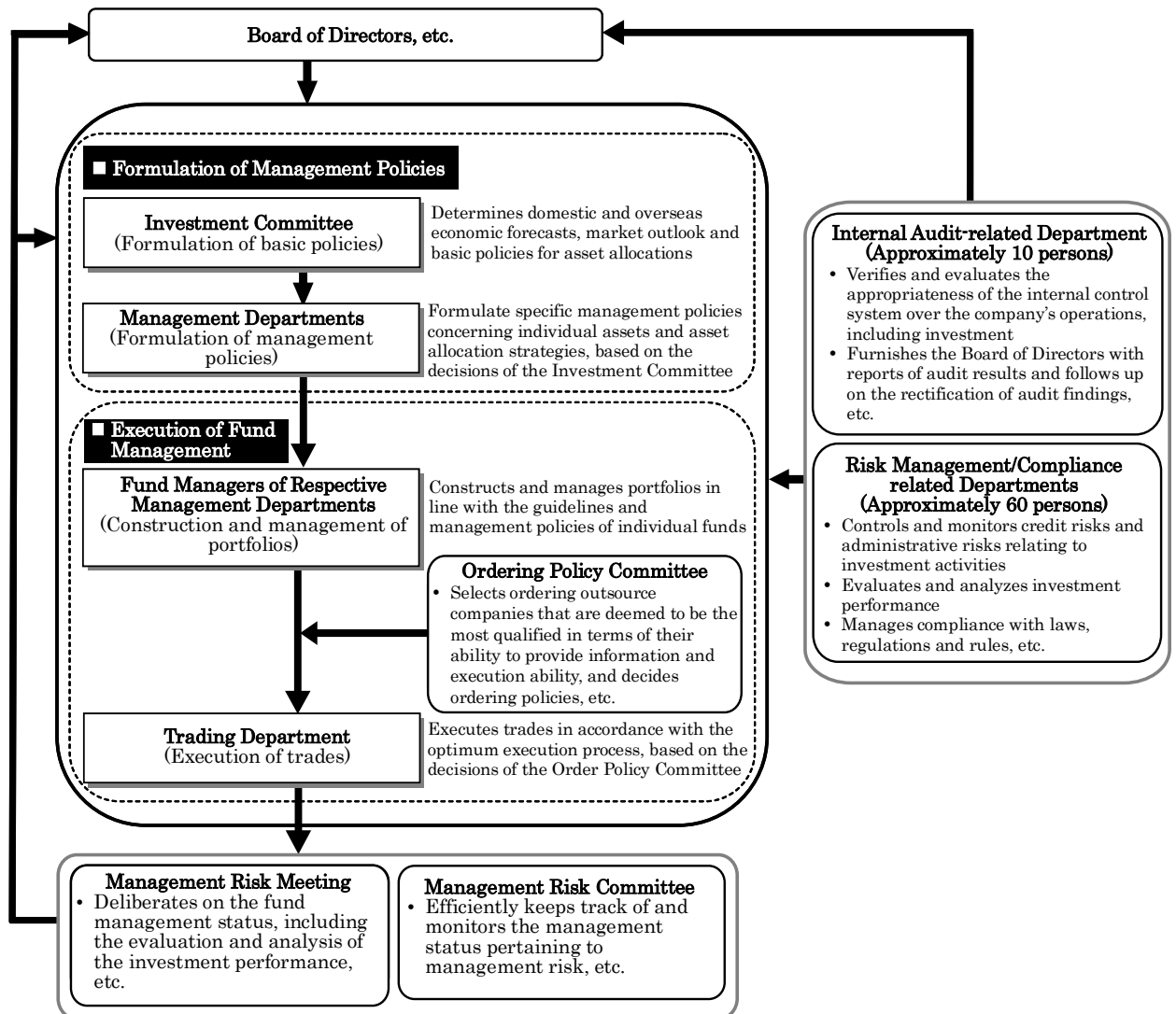
- i) Types of assets that the fund invests in are as follows:
 - 1) Securities;
 - 2) Interests in derivatives transactions (as defined in Article 2, Paragraph 20 of the Financial Instruments and Exchange Act and provided for in Article 26 of the Trust Deed); and
 - 3) Monetary claims.
- ii) In addition to investing in shares, the fund may also be managed by investing in securities other than shares (excluding rights deemed as securities under Article 2, Paragraph 2 of the Financial Instruments and Exchange Act and set forth in each Item of the same Paragraph) and financial instruments (including rights deemed as securities under Article 2, Paragraph 2 of the Financial Instruments and Exchange Act and set forth in each Item of the same Paragraph) listed below:
 - 1) Deposits;
 - 2) Beneficiary certificates for designated money trusts (limited to the beneficiary certificates for the trusts issuing beneficiary certificates as defined in Article 2, Paragraph 1, Item 14 of the Financial Instruments and Exchange Act);
 - 3) Designated money trusts (excluding the trusts issuing beneficiary certificates as defined in Article 2, Paragraph 1, Item 14 of the Financial Instruments and Exchange Act); and
 - 4) Call loans.
- iii) The following transactions may be effected:
 - 1) Futures trading, etc.; and
 - 2) Lending of securities.

(3) Management System

◆ The Management Company's management system is as follows:



◆ The organization that supervises internal control and decision making within the management system of the Management Company is as follows:

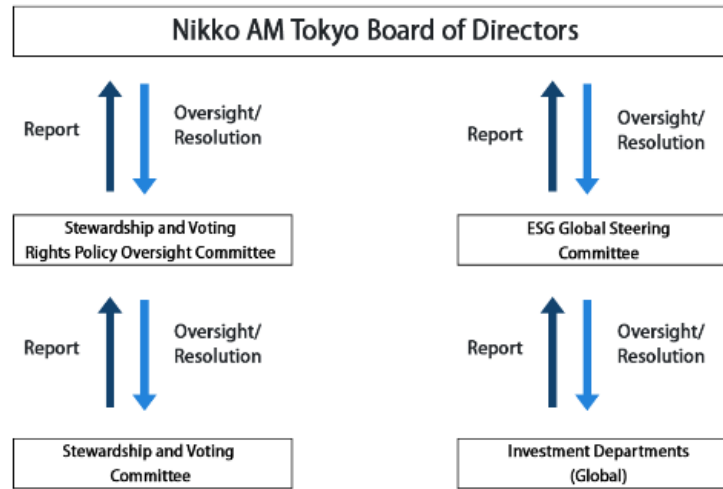


Management Company's System of Control over the Corporations Involved with the Fund (except for Distributors)

The Management Company verifies the value of net assets held by the Trustee Company on a daily basis and the account balances on a monthly basis. In addition, an independent audit corporation conducts audits of the trustee operations in accordance with established procedures. The audit corporation furnishes the Management Company with a periodic audit report, assuring that effective internal controls are in place.

Implementing Fiduciary & ESG Principles

Fiduciary & ESG Principles are Nikko AM's highest guiding themes as an asset management company, and resolutions, reports, deliberations relating to them are all carried out at meetings of the Board of Directors.
(Stewardship and Voting Rights Policy Oversight Committee consists of a majority of outside members, including the Chairman)



- * The system shown above is current as of the end of January 2025, and may be subject to change in the future.

(4) Distribution Policy

i) Income Distribution Policy

- 1) The full amount of dividends and other income arising from the trust assets (which equals the sum of dividends, interest, fees on securities lent and other similar income less interest paid) and a distribution reserve that has been carried over from the preceding period are distributed to the unitholders at the end of each calculation period after deductions are made for expenses, trust fees stipulated in the trust deed and an amount equal to consumption taxes levied on the trust fees, and after the full amount of a negative distribution reserve carried over from the preceding period, if any, is offset. However, part or all of such money may be retained in the trust assets for the purpose of adjusting the amounts of income distribution. In such a case, the retained income is added to the distribution reserve and can be applied toward distributions in the subsequent periods. When there is insufficient income to deduct the full amounts of expenses, trust fees stipulated in the trust deed and consumption taxes levied on the trust fees, and also offset a negative distribution reserve, the shortfall is reported as a negative distribution reserve and carried forward to the next period.
- 2) The sum of the profits referred to in the following subparagraph a) that arise from the trust assets at the end of each calculation period is carried forward to the following period after deductions are made for losses referred to in subparagraph b) and the full amount of loss brought forward, if any, is offset.
 - a) Gains on trading of securities (including their unrealized gains), gains on trading of futures, etc. (including their unrealized gains), gains on additional trust creations and gains on exchanges.
 - b) Losses on sales of securities (including their unrealized losses), losses on the trading of futures, etc. (including their unrealized losses), losses on additional trust creations and losses on exchanges.

ii) Payment of Income Distribution

As a general rule, the Trustee Company pays each unitholder his or her income distribution by depositing it on the day specified by the Management Company but within 40 days of the end of each calculation period in the deposit account designated in advance by the unitholder. When a unitholder has signed a separate agreement with his handling company in connection with the handling of income distribution, the payment is made pursuant to the provisions of such agreement.

(5) Investment Restrictions

i) Investment Restrictions Set Forth in the Trust Deed

- 1) There is no restriction as to the ratios of investment in stocks.
- 2) As a general rule, the stocks that the fund intends to invest in are those issued by companies whose stocks comprise TOPIX. However, shares that are acquired through shareholder allotments are exempted from this rule.
- 3) The fund does not invest in assets denominated in foreign currencies.
- 4) To realize the same gains and losses similar to holding the underlying assets, and to avoid price fluctuation risk, the Management Company may give instructions to execute trading similar to TOPIX futures and options trading on financial instruments exchanges in Japan as well as trading similar to TOPIX futures and options trading on foreign financial instruments exchanges.

- 5) For efficient management of the trust assets, the Management Company may give instructions for lending of any stocks attributable to the trust assets. Any such lending of stocks shall be such that the total market price of the stocks to be lent shall not exceed the total market price of the stocks held in the trust assets at the time of lending.
 - 6) The derivative transactions shall be such that the amount calculated in a reasonable manner pursuant to the rules of the Investment Trusts Association, Japan does not exceed the total net asset value of the trust asset.
 - 7) Equity, debt, and derivative are the categories of exposures prescribed in the rules of The Investment Trusts Association, Japan. With regard to the exposures, in principle, the individual category's exposure to a certain interest counterparty, the kind of a counterparty prescribed in the rule, shall not exceed 10% of the total net asset value of the trust assets. And all the categories' exposure to a certain counterparty shall not exceed 20%. If the ratio exceeds the limit, the Management Company shall carry out adjustment to keep within the limit pursuant to the rules of The Investment Trusts Association, Japan.
- ii) Statutory Restrictions on Investment

Investment in shares issued by one corporation (pursuant to the Act on Investment Trusts and Investment Corporations)

The Management Company does not engage in transactions that would cause the total number of one corporation's shares that are held in the investment trusts that it manages to represent more than half of the voting rights of the corporation's stock.

3. Investment Risks

(1) Risks of the Fund

Investment in the fund involves certain risks, including major risks listed below. When subscribing the Units, the investor is requested to fully evaluate the risks pertaining to the fund and make careful determination on investment.

- There is no guarantee of the investors' investment principal and a decrease in the Net Asset Value per Unit may result in losses or the investment principal falling below par. Any profit and loss resulting from the management of the fund will be attributed to the investors (unitholders). Furthermore, please note that the fund differs from deposits and savings.
- The fund primarily invests in stocks. It is therefore possible that factors such as a decline in stock prices or deterioration of the financial conditions or performance of the issuer of the stock will cause the Net Asset Value per Unit to fall and result in a loss.

Major risks of the fund are as follows:

i) Price Fluctuation Risk

In general, stock prices fluctuate as they are affected by corporate information regarding the growth and profitability of a company and the change of such information. Furthermore, they also fluctuate due to factors such as economic and political conditions in Japan and abroad. There is a risk that the fund will suffer material losses if unexpected changes occur in stock price movements or liquidity.

ii) Liquidity Risk

When the sizes of the market or trading volumes are small, the trading value at the time of acquisition or sale of securities may be influenced by the size of trading volumes. Thus, there is a risk that the securities cannot be traded at prices that are expected in light of the prevailing market trend, a risk that the securities cannot be sold at the appraised price, and a risk that the trading volume may be restricted regardless of how high or low the price is, and there is therefore a risk that unanticipated losses will be incurred.

iii) Credit Risk

There is a general risk that the fund will incur material losses in the event of a serious crisis that directly or indirectly affects the business of a corporation in which the fund invests. Concerns over default and bankruptcies may result in a significant decline in the prices of the issuer's stock, etc. (the price may drop to zero) and cause a decline in the fund's Net Asset Value per Unit. Additionally, delisting of stock, etc. may occur when falling short of certain standards stipulated by the financial instruments exchange, and fear for delisting or occurrence of delisting may cause the price of stock, etc. of the issuer to fall. There is therefore a risk that material losses will result in the fund.

iv) Security-lending Risk

Acts such as lending of securities is accompanied by business partner risks (i.e. risk of non-performance or cancellation of the loan agreement due to bankruptcy of business partners, etc.) and it is therefore possible that unanticipated losses will be incurred. When in response to non-performance or cancellation of the loan agreement liquidation procedures are implemented by using the collateral that is set aside in the loan agreement, the procurement cost of buying back the securities can surpass the collateral value, due to price fluctuations in the market. The fund's payment of such shortfalls may cause the fund to incur losses.

<Major Reasons for Disparity between TOPIX and the Net Asset Value per Unit>

Whereas the fund seeks to match the rate of change of the Net Asset Value per Unit with that of TOPIX, it does not guarantee movements that are identical to those of the index for the following reasons:

- The fund may be subjected to a market impact when buying or selling individual stocks as it adjusts its portfolio in response to changes in the stocks that comprise TOPIX and capital changes among corporations. In addition, the fund incurs various expenses, including trust fees, brokerage commissions and audit fees.
- Dividends may be paid by stocks in the portfolio and fees may be earned for securities lent.
- When derivative transactions such as futures trading are employed, the price change of such transaction and that of a part or all of the stocks that comprise TOPIX may not be identical.
 - ◇ Disparity between the market prices at which stocks are traded at financial instruments exchanges and the Net Asset Value per Unit

The fund is listed in the Tokyo Stock Exchange and the Units are traded on such exchange. The market price of the Units is affected primarily by the size of demand for the fund, its performance, and how attractive it is to investors in comparison with their other investment alternatives. It is therefore not possible to predict whether the Units will sell in the market above or below the Net Asset Value per Unit.

<Additional Considerations>

- Matters concerning systemic risks and market risks

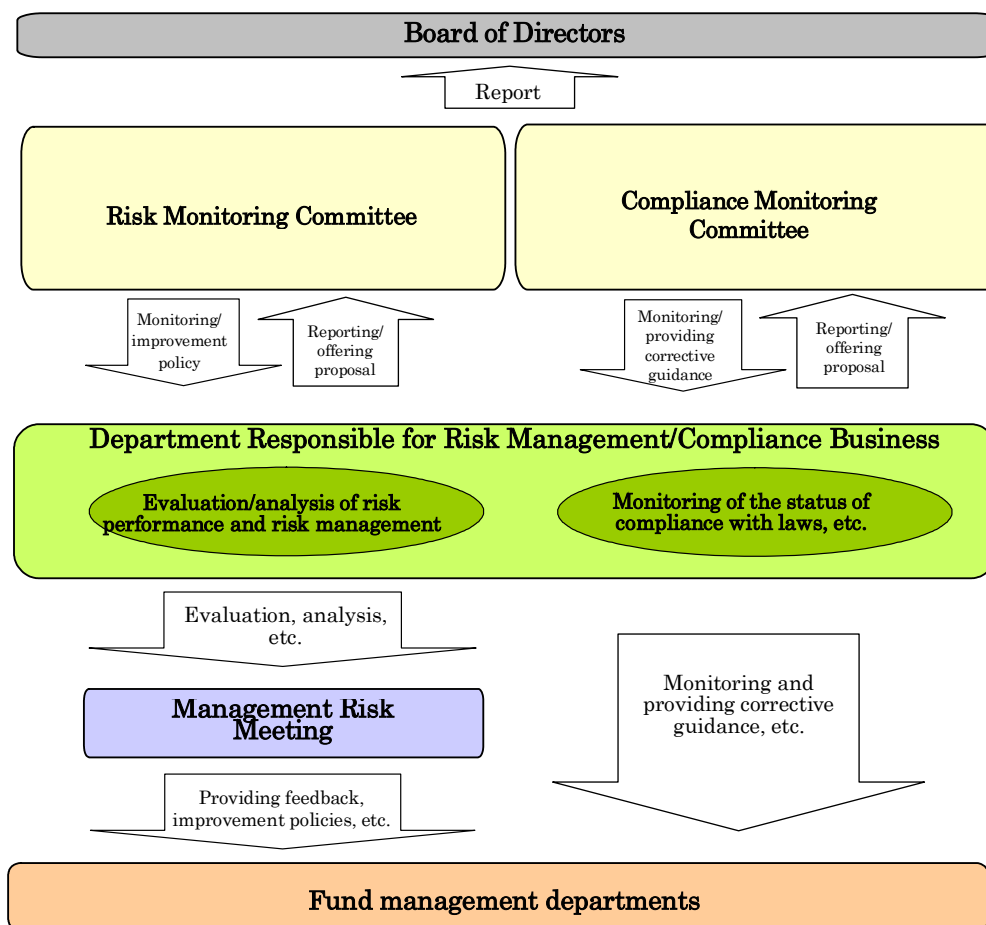
The securities markets and foreign exchange markets may shut down for various reasons, including a sudden change in the global economic conditions, a natural calamity, political turmoil, a change in economic conditions or a policy change in the country in which the markets operate, or an unexpected failure of a computer network. Such a shutdown may prevent the fund from investing in accordance with its investment policy, and subscriptions. In the event of the above or where the computation of the Net Asset Value per Unit becomes difficult due to other matters, etc., acquisitions and exchanges may temporarily be suspended at the discretion of the Management Company.
- Matters concerning suspension of acquisitions and exchanges when there arises doubts as to the adequacy of the Net Asset Value per Unit

When there is a disparity between the appraised value used in calculating the fund's Net Asset Value per Unit and the actual trading value or other such cases that give rise doubts as to the adequacy of the Net Asset Value per Unit, acquisitions and exchanges may be temporarily suspended at the discretion of the Management Company.
- Matters concerning restrictions on management and regulatory restrictions

Transactions are occasionally subject to restrictions under relevant laws and regulations or internal policies, etc. For example, if the Management Company or an affiliate thereof receives undisclosed information regarding a particular stock, trading of the stock can be restricted. Additionally, transactions may also be restricted in connection with investments or other investment business engaged in by the Management Company or affiliates thereof. It is therefore possible that these restrictions will affect the fund's management performance and cause a disparity between the index and the Net Asset Value per Unit.
- Matters concerning changes in laws, regulations, taxation systems, and accounting policies

Laws, regulations, taxation systems, accounting policies and such like that are applicable to the fund may be subject to change in the future.

(2) Risk Control System



■ Overall Risk Management

The Risk Management/Compliance Business Departments of Nikko Asset Management have been established as independent organizations, separate from fund management departments or sales departments, and aim to centrally monitor and guide company-wide risk control activities. The Compliance Department, through the Compliance Monitoring Committee for which the department serves as its administrative office, provides the company's top management with reports on compliance with laws and regulations. And the Risk Management Department, through the Risk Monitoring Committee, provides the company's top management with reports regarding risk status. In addition, the reports are submitted to the board of directors at least once a year on the status of overall activities. Both Committees and the related segmental meetings endeavor to respond to serious problems and various risks, to establish preventive measures and to support constructing methods of control that can lead to reduced risks, in addition to monitoring laws and regulation compliance status, monitoring and reporting on various risks (including management risks, (including liquidity risks), market risks, counterparty risks, operational risks (including administrative risks) and so on).

■ **Evaluation and Analysis of the Investment and the Investment Risk Management**

The investment status of the fund assets is evaluated and analyzed. The investment risk management status (including liquidity risks) is also monitored. The results of the evaluation and of the analyses on the investment performance and the investment risks are reported to the Management Risk Meeting and the investment risk management status (including liquidity risks) is reported to the Risk Monitoring Committee, and measures are taken to determine the cause of problems and to establish improvement strategies. Additionally, the outsourced fund management department administers the management of the funds managed by sub-managers and monitors whether investments of such funds are being made in accordance with investment policies.

■ **Monitoring of Compliance with Laws and Regulations**

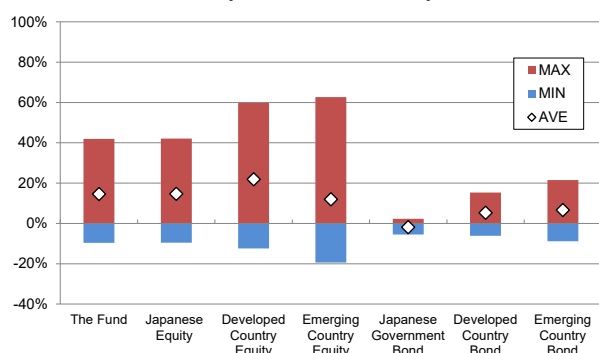
Compliance related departments are responsible for ensuring that the company is compliant with investment management laws, regulations and trust deeds. Any issues are reported to the compliance related committees, which adopt appropriate management and supervisory procedures to instruct fund management departments to rectify such problems when necessary.

* **The system described above is current as of the end of January 2025, and may be subject to change in the future.**

(Reference information)

Comparison of fluctuations the fund with other representative asset classes

February 2020~January 2025



< Average, annual Maximum, and Minimum fluctuations of this fund and other representative assets(%) >

	The Fund	Japanese Equity	Developed Country Equity	Emerging Country Equity	Japanese Government Bond	Developed Country Bond	Emerging Country Bond
AVG	14.6%	14.7%	21.9%	12.0%	-1.8%	5.3%	6.7%
MAX	42.0%	42.1%	59.8%	62.7%	2.3%	15.3%	21.5%
MIN	-9.6%	-9.5%	-12.4%	-19.4%	-5.5%	-6.1%	-8.8%

※The above is compiled to compare the fund to representative asset classes quantitatively.

※All asset class may not be investments in the fund.

※The above is the Maximum, Minimum, and Average of the last year's fluctuations in the percentage at the end of each month for five years from February 2020 to January 2025 for the fund and other representative asset classes. This fund's fluctuations in the percentage are theoretical data calculated with dividends reinvested (before tax) and may differ from the data calculated based on NAV.

<Indices of each asset class>

Japanese Equity:

Tokyo Stock Price Index(TOPIX, Total return)

Developed Country Equity:

MSCI Kokusai Index(Total return, Yen based)

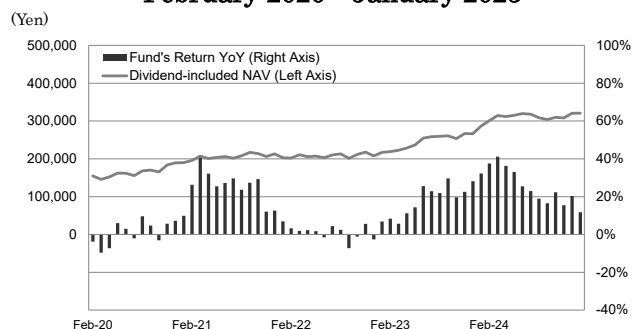
Emerging Country Equity:

MSCI Emerging Markets Index(Total return, Yen based)

※Indices of foreign assets are calculated in JPY with no currency hedge.

Changes in annual fluctuations and Dividend-included NAV of the fund

February 2020~January 2025



※NAV is the price per 100 units after management fees (trust fees) have been deducted.

※Dividend-included NAV is calculated based on the NAV as of the end of February, 2020.

※The fund's Dividend-included NAV and fluctuations in the percentage (the last year's fluctuations in the percentage at the end of each month) are theoretical data calculated with dividends reinvested (before tax) and may differ from the data calculated based on NAV.

Japanese Government bond:

Nomura BPI Government

Developed Country Bond:

FTSE WGBI (ex Japan, Yen based)

Emerging Country Bond:

JPM GBI-EM Global Diversified Index(Non-hedge, Yen based)

<The Index of Each Asset Class>

Japan Equity ----- TOPIX (Tokyo Stock Price Index and Average, dividends included)

Developed Countries' Equity ----- MSCI-KOKUSAI Index (dividends included, yen basis)

Emerging Countries' Equity ----- MSCI Emerging Market Index (dividends included, yen basis)

Japan Government Bond ----- NOMURA Bond Performance Index (government bonds)

Developed Countries' Government Bond ----- FTSE World Government Bond Index (excludes Japan, yen basis)

Emerging Countries' Government Bond ----- JPMorgan Government Bond Index-Emerging Markets Global Diversified (without yen hedging, yen basis)

* The overseas' indices were converted to yen, assuming the investments are without currency hedging.

◦ **Indices to Compare Representative Asset Classes with Fluctuation Rate**

TOPIX (Tokyo Stock Price Index) dividends included

This index, which covers Japanese stock market widely, is a market benchmark having a function as an investment target and considers dividends. JPX Market Innovation & Research, Inc. or its affiliates own the intellectual property rights such as the copyright on the index and any other rights associated with the index.

MSCI-KOKUSAI Index (dividends included, yen basis)

Developed by MSCI Inc. This index calculates developed countries' equities except Japan and considers dividends. MSCI Inc. owns the intellectual property rights such as the copyright on the index and any other rights associated with the index.

MSCI Emerging Market Index (dividends included, yen basis)

Developed by MSCI Inc. This index calculates emerging countries' equities and considers dividends. MSCI Inc. owns the intellectual property rights such as the copyright on the index and any other rights associated with the index.

NOMURA BPI Government Bonds

Published by Nomura Fiduciary Research & Consulting Co., Ltd. (hereinafter, "NFRC"), which owns its intellectual property rights. NFRC makes no guarantee of the accuracy, completeness, reliability or usefulness of the index, and takes no responsibility whatsoever for the business activities or services performed by Nikko Asset Management Co., Ltd. based on its use of the index.

FTSE World Government Bond Index (excludes Japan, yen basis)

This index is a bond index operated by FTSE Fixed Income LLC. This index is an intellectual property of FTSE Fixed Income LLC and all rights are owned by FTSE Fixed Income LLC.

JPMorgan Government Bond Index-Emerging Markets Global Diversified (without yen hedging, yen basis)

Calculated and published by J.P. Morgan Securities LLC. This index calculates local currency denominated bonds issued by emerging countries. J.P. Morgan Securities LLC owns the intellectual property rights such as the copyright on the index and any other rights associated with the index.

4. Fees and Taxes

(1) Subscription Fee

Distributors may collect from applicants a fee that is determined independently by the Distributors together with an amount equal to the consumption taxes levied on such a fee.

* Please contact your Distributor for further information.

* The subscription fee is the fee for describing the products, for describing the related investment environments, for providing the information, and for the administration activities related to the purchase.

(2) Redemption (Cancellation) Fee

i) Redemption Fee

A Distributor may collect from a unitholder a fee that is determined independently by the Distributor together with an amount equal to the consumption taxes levied on such a fee in the event that the unitholder makes an exchange or Units are bought back.

* Please contact your Distributor for further information.

* The redemption fee is the fee for the administration activities related to the redemption.

ii) Amount Retained in Trust Asset

None

(3) Trust Fee, Etc.

i) Trust Fee

The total amount of the trust fee is the amount equal to the total net asset value of the trust assets times the annual percentage rate not to exceed 0.0748% (or 0.068% without tax), accumulated daily throughout the calculation period.

ii) Allocation of the Trust Fee

The trust fee (annual rate) (as of the date when the securities registration statement was filed) is allocated as follows.

Trust fee= NAV of investment period × Trust Fee Rate (Annual Rate)			
Asset Under Management	Total	Management Company	Trustee Company
The portion up to 5 trillion yen	0.068%	0.040%	0.028%
The portion more than 5 trillion yen up to 7.5 trillion yen	0.044%	0.034%	0.010%
The portion more than 7.5 trillion yen up to 10 trillion yen	0.038%	0.028%	0.010%
The portion more than 10 trillion yen	0.032%	0.023%	0.009%

Management Company	Commission fee of the fund management
Trustee	Fee for managing investment properties, and for

Company	executing the Management Company's instructions
---------	---

*The rate in the table is without tax. Consumption tax is separately charged.

iii) Time of Payment

The trust fee (and an amount equal to consumption taxes levied on the trust fee) is daily recorded and paid out of the trust assets at the end of each calculation period or upon termination of the trust.

(4) Other Fees, Etc.

The following costs/fees and any amounts equal to consumption taxes levied thereon are borne by unitholders and paid out of the trust assets:

- i) Brokerage commissions associated with the trading of securities in the portfolio, and costs associated with futures and options trading;
- ii) The cost required for audits of the financial statements for the trust assets (calculated daily);
- iii) Taxes on the trust assets, various expenses required for the administrative work for the trust, and interest on monies advanced by the Trustee Company;
- iv) In the event that securities are loaned, fees related to securities loaned calculated by multiplying the lending commissions received as consideration for such loan by a multiplier not to exceed 0.55 (or 0.5 without tax). Such multiplier was 0.55 (or 0.5 without tax) as of the date the securities registration statement was filed. Allocation of such fees to the Management Company and Trustee Company is 1:1 and paid at the same as the trust fees; and
- v) The cost related to the listing of the Units and the fee for the use of "TOPIX" and other similar marks.

* Audit fees are the fee for auditing the fund such as audit companies' fees.

* Audit fees, brokerage commissions, etc. cannot be shown as they vary depending on the holding lengths and investment status, and thus cannot be estimated in advance.

The total amount of fees and other expenses to be borne by investors varies, depending on the holding lengths and investment status, and thus cannot be shown.

(5) Tax Treatment

The fund is treated as a specified stock investment trust (*tokutei kabushiki toushi-shintaku*) for tax purposes.

- Publicly offered stock investment trusts are eligible for the Nippon Individual Savings Account (NISA) if they meet certain requirements under the tax law .
 - The Fund is eligible for the "Growth Quota (Specific Tax Exemption Management Account)" under the NISA, but the handling may differ depending on the distributor. Please contact your distributor for details.
- i) Individual Unitholders
 - 1) Taxation upon sale of Units
 - Gains on sale (transfer gains) are deemed to be transfer income and a tax return will have to be filed as the gains need to be declared for separate taxation at 20.315% (15.315% income tax and 5% local tax). When a unitholder has chosen a designated account with tax withheld (an account with tax withheld at the taxpayer's option), tax is withheld at source at a tax rate of 20.315% (15.315% income tax and 5% local tax). (As a general rule, tax filing is not necessary.)
 - 2) Taxation upon receipt of income distributions
 - Income distributions are deemed to be dividend income and tax will be withheld at source at a tax rate of 20.315% (15.315% income tax and 5% local tax). (As a general rule, tax

filing is not necessary.) You can also file a tax return, and choose either separated taxation upon declaration or consolidated taxation (to which tax credits apply).

*By filing a tax return, you can offset losses upon sale (capital losses) against capital gains from listed stocks, dividends etc. from listed stocks, and interest income from public and corporate bonds and such like (as long as separated taxation has been chosen upon declaration). In addition, gains on sale (capital gains), income distributions, and interest income from public and corporate bonds etc. (if separated taxation has been chosen upon declaration) can be offset against capital losses from listed stocks and such like.

* When investing through the Nippon Individual Savings Account (NISA), dividend income and transfer income from newly purchased publicly offered equity investment trusts are exempt from taxation for an unlimited period up to a certain amount each year. The tax exemption is available only to those who meet certain conditions, such as opening a tax-exempt account with a distributor, and who purchase products that meet the requirements of the tax law. For details, please contact the distributor.

3) Exchanges between Units and shares of stocks

Exchanges of Units with shares of stocks are also deemed to be transfers of Units and treated the same way as sales of Units.

ii) Corporate Unitholders

1) Taxation upon sale of Units

The difference between the sales price of the Units and their acquisition cost is combined with other corporate income and taxed.

2) Taxation upon receipt of income distributions

- Income distributions are deemed to be dividend income and tax will be withheld at source at a tax rate of 15.315% (income tax only). The distributions taxed together with other corporate income.
- Income distributions are subject to exclusion from gross revenue. The limit is the same as that for stock dividends.

3) Exchanges between Units and shares of stocks

Exchanges of Units with shares of stocks are also deemed to be transfers of Units and treated the same way as sales of Units.

* In cases of being applied to the foreign tax deduction, tax on distributions may differ from the aforementioned descriptions.

* The above is as of April 8, 2025 and tax rates and other tax treatment may change in the event that tax laws are revised.

It is recommended that you consult with a professional tax advisor for details regarding tax treatment.

5. Status of Investment Portfolio

Listed Index Fund TOPIX

The following investment status was current as of January 31, 2025:

- The investment ratio of an asset is its ratio to the total net assets of the fund, valued at market price.

(1) Investment Status

Type of Invested Assets	Country/Region	Total Market Value (in yen)	Investment Ratio (%)
Stocks	Japan	11,294,420,895,930	99.73
Call loans, etc. and other assets (after deduction for liabilities)	—	30,868,230,302	0.27
Total (Total Net Assets)		11,325,289,126,232	100.00

Investment Status of Other Assets

Type of Invested Assets	Type	Country/Region	Total Market Value (in yen)	Investment Ratio (%)
Stock Price Index Futures Trading	Long position	Japan	30,812,640,000	0.27

Note: Futures trading are valued at either the clearing price or the closing price, published by the primary exchange.

(2) Invested Assets

i) Major Securities Investment

a. Details of Securities with the Highest Market Values

Country/Region	Type	Stock	Industry	Qty. or Total Par Value	Unit Book Price (yen)	Book Value (yen)	Unit Market Value (yen)	Market Value (yen)	Investment Ratio (%)
Japan	Stock	TOYOTA MOTOR CORPORATION	Transportation Equipment	150,839,200	3,248.04	489,932,687,996	2,973.50	448,520,361,200	3.96
Japan	Stock	MITSUBISHI UFJ FINANCIAL GROUP,INC.	Banks	179,269,100	1,777.76	318,698,958,972	1,978.50	354,683,914,350	3.13
Japan	Stock	SONY GROUP CORPORATION	Electric Appliances	97,882,600	2,789.28	273,021,978,528	3,440.00	336,716,144,000	2.97
Japan	Stock	HITACHI,LTD.	Electric Appliances	73,797,300	3,680.78	271,632,184,002	3,946.00	291,204,145,800	2.57
Japan	Stock	RECRUIT HOLDINGS CO.,LTD.	Services	22,758,200	9,087.58	206,817,052,321	10,930.00	248,747,126,000	2.20
Japan	Stock	SUMITOMO MITSUI FINANCIAL GROUP,INC.	Banks	58,300,000	3,681.84	214,651,564,776	3,868.00	225,504,400,000	1.99
Japan	Stock	KEYENCE CORPORATION	Electric Appliances	2,838,700	72,599.92	206,089,411,626	67,250.00	190,902,575,000	1.69
Japan	Stock	NINTENDO CO.,LTD.	Other Products	17,914,400	8,773.54	157,172,742,056	10,230.00	183,264,312,000	1.62
Japan	Stock	MIZUHO FINANCIAL	Banks	37,721,300	3,446.86	130,020,400,307	4,307.00	162,465,639,100	1.43

		GROUP,INC.							
Japan	Stock	TOKYO ELECTRON LIMITED	Electric Appliances	6,005,300	35,295.98	211,962,956,312	26,205.00	157,368,886,500	1.39
Japan	Stock	ITOCHU CORPORATION	Wholesale Trade	20,180,600	8,013.32	161,713,605,702	7,183.00	144,957,249,800	1.28
Japan	Stock	TOKIO MARINE HOLDINGS,INC.	Insurance	27,284,900	6,123.84	167,088,554,237	5,160.00	140,790,084,000	1.24
Japan	Stock	MITSUBISHI CORPORATION	Wholesale Trade	55,485,600	3,326.48	184,572,204,885	2,489.50	138,131,401,200	1.22
Japan	Stock	MITSUMI & CO.,LTD.	Wholesale Trade	44,109,900	3,753.39	165,561,806,826	3,086.00	136,123,151,400	1.20
Japan	Stock	SOFTBANK GROUP CORP.	Information & Communication	14,038,200	11,131.44	156,265,455,555	9,411.00	132,113,500,200	1.17
Japan	Stock	NIPPON TELEGRAPH AND TELEPHONE CORPORATION	Information & Communication	846,506,400	154.05	130,409,807,026	152.70	129,261,527,280	1.14
Japan	Stock	SHIN-ETSU CHEMICAL CO.,LTD.	Chemicals	25,275,100	6,398.54	161,723,738,354	4,877.00	123,266,662,700	1.09
Japan	Stock	HOYA CORPORATION	Precision Instruments	5,544,100	19,608.82	108,713,292,281	20,975.00	116,287,497,500	1.03
Japan	Stock	MITSUBISHI HEAVY INDUSTRIES,LTD.	Machinery	50,116,400	2,051.09	102,793,289,340	2,296.00	115,067,254,400	1.02
Japan	Stock	DAIICHI SANKYO COMPANY,LIMITED	Pharmaceutical	26,857,800	5,720.24	153,633,216,606	4,277.00	114,870,810,600	1.01
Japan	Stock	KDDI CORPORATION	Information & Communication	20,931,700	4,452.46	93,197,661,354	5,186.00	108,551,796,200	0.96
Japan	Stock	TAKEDA PHARMACEUTICAL COMPANY LIMITED	Pharmaceutical	25,321,900	4,225.30	106,992,802,848	4,209.00	106,579,877,100	0.94
Japan	Stock	HONDA MOTOR CO.,LTD.	Transportation Equipment	67,230,700	1,684.41	113,244,250,950	1,478.50	99,400,589,950	0.88
Japan	Stock	SOFTBANK CORP.	Information & Communication	455,547,400	201.94	91,994,757,715	200.20	91,200,589,480	0.81
Japan	Stock	FAST RETAILING CO.,LTD.	Retail Trade	1,688,300	42,700.22	72,090,796,344	51,030.00	86,153,949,000	0.76
Japan	Stock	SEVEN & I HOLDINGS CO.,LTD.	Retail Trade	33,164,100	2,009.67	66,649,200,182	2,469.50	81,898,744,950	0.72
Japan	Stock	FUJITSU LIMITED	Electric Appliances	26,371,600	2,640.17	69,625,716,922	3,018.00	79,589,488,800	0.70
Japan	Stock	ADVANTEST CORPORATION	Electric Appliances	8,942,400	6,877.69	61,503,068,524	8,659.00	77,432,241,600	0.68
Japan	Stock	MITSUBISHI ELECTRIC CORPORATION	Electric Appliances	29,149,900	2,722.50	79,360,670,804	2,571.50	74,958,967,850	0.66
Japan	Stock	CANON INC.	Electric Appliances	14,152,500	4,464.74	63,187,293,087	5,018.00	71,017,245,000	0.63

b. Investment Ratios by Type and Industry

Type	Domestic/International	Industry	Investment Ratio(%)
Stock	Domestic	Fishery, Agriculture & Forestry	0.08
		Mining	0.24
		Construction	2.12

		Foods	2.94
		Textiles and Apparels	0.42
		Pulp and Paper	0.14
		Chemicals	4.94
		Pharmaceutical	4.24
		Oil and Coal Products	0.53
		Rubber Products	0.59
		Glass and Ceramics Products	0.63
		Iron and Steel	0.83
		Nonferrous Metals	0.84
		Metal Products	0.50
		Machinery	5.60
		Electric Appliances	17.75
		Transportation Equipment	7.55
		Precision Instruments	2.43
		Other Products	2.84
		Electric Power and Gas	1.19
		Land Transportation	2.26
		Marine Transportation	0.64
		Air Transportation	0.34
		Warehousing and Harbor Transportation Service	0.14
		Information & Communication	7.59
		Wholesale Trade	6.47
		Retail Trade	4.56
		Banks	9.06
		Securities and Commodities Futures	0.95
		Insurance	3.14
		Other Financing Business	1.16
		Real Estate	1.84
		Services	5.17
		Total	99.73

ii) Real Estate Properties Invested In

N/A

iii) Other Major Assets Invested In

Type of Invested Assets	Stock Exchange	Stock Name	Type	Qty.	Currency	Contract Value, Etc. (yen)	Market Value (yen)	Investment Ratio (%)
Stock Price Index Futures Trading	Osaka Exchange	TOPIX futures 2025-03	Long position	1,104	JPY	30,352,831,800	30,812,640,000	0.27

Note: Futures trading are valued at either the clearing price or the closing price, published by the primary exchange.

(3) Past Performance

i) Changes in Net Assets

Period		Total Net Assets (million yen)		Net Asset Value per Unit (yen)		TSE Quoted Price (yen)
		Ex-dividend	With dividend	Ex-dividend	With dividend	
As of the end of the 14th calculation period	July 8, 2015	1,238,974	1,255,990	1,593.91	1,615.80	1,595
As of the end of the 15th calculation period	July 8, 2016	1,149,571	1,173,804	1,217.26	1,242.92	1,216
As of the end of the 16th calculation period	July 8, 2017	2,366,170	2,403,721	1,624.47	1,650.25	1,624
As of the end of the 17th calculation period	July 8, 2018	3,351,921	3,413,173	1,712.85	1,744.15	1,713
As of the end of the 18th calculation period	July 8, 2019	4,151,311	4,238,348	1,601.15	1,634.72	1,602
As of the end of the 19th calculation period	July 8, 2020	5,396,794	5,507,352	1,586.45	1,618.95	1,586
As of the end of the 20th calculation period	July 8, 2021	7,326,730	7,463,287	1,959.42	1,995.94	1,963
As of the end of the 21st calculation period	July 8, 2022	7,264,099	7,440,343	1,923.56	1,970.23	1,928
As of the end of the 22nd calculation period	July 8, 2023	8,684,425	8,878,949	2,306.78	2,358.45	2,308.5
As of the end of the 23rd calculation period	July 8, 2024	11,427,869	11,649,307	2,941.63	2,998.63	2,946
As of the end of January 2024		10,049,968	—	2,637.71	—	2,637
As of the end of February 2024		10,560,776	—	2,767.39	—	2,764
As of the end of March 2024		11,091,373	—	2,889.76	—	2,892
As of the end of April 2024		11,230,064	—	2,863.76	—	2,863
As of the end of May 2024		11,255,906	—	2,896.14	—	2,897
As of the end of June 2024		11,407,875	—	2,938.04	—	2,939
As of the end of July 2024		11,182,799	—	2,866.46	—	2,873
As of the end of August 2024		10,886,364	—	2,783.28	—	2,779
As of the end of September 2024		10,781,850	—	2,740.45	—	2,743
As of the end of October 2024		11,053,158	—	2,791.80	—	2,787
As of the end of November 2024		10,916,611	—	2,777.27	—	2,770
As of the end of December 2024		11,240,569	—	2,888.83	—	2,886
As of the end of January 2025		11,325,289	—	2,892.78	—	2,897

Note: When the last day of a calculation period fell on a day when the Tokyo Stock Exchange (TSE) was closed, the closing price on the exchange's business day immediately preceding the closed day is shown as the TSE Quoted Price.

ii) Dividends Paid

Calculation Period	Period	Dividend per Unit (yen)
14th	Jul. 9, 2014 – Jul. 8, 2015	21.8900
15th	Jul. 9, 2015 – Jul. 8, 2016	25.6600
16th	Jul. 9, 2016 – Jul. 8, 2017	25.7800
17th	Jul. 9, 2017 – Jul. 8, 2018	31.3000
18th	Jul. 9, 2018 – Jul. 8, 2019	33.5700
19th	Jul. 9, 2019 – Jul. 8, 2020	32.5000
20th	Jul. 9, 2020 – Jul. 8, 2021	36.5200
21st	Jul. 9, 2021 – Jul. 8, 2022	46.6700
22nd	Jul. 9, 2022 – Jul. 8, 2023	51.6700
23rd	Jul. 9, 2023 – Jul. 8, 2024	57.0000
Latest Interim Period	Jul. 9, 2024 – Jan. 8, 2025	—

iii) Past Returns

Calculation Period	Period	Returns (%)
14th	Jul. 9, 2014 – Jul. 8, 2015	26.21
15th	Jul. 9, 2015 – Jul. 8, 2016	(22.02)
16th	Jul. 9, 2016 – Jul. 8, 2017	35.57
17th	Jul. 9, 2017 – Jul. 8, 2018	7.37
18th	Jul. 9, 2018 – Jul. 8, 2019	(4.56)
19th	Jul. 9, 2019 – Jul. 8, 2020	1.11
20th	Jul. 9, 2020 – Jul. 8, 2021	25.81
21st	Jul. 9, 2021 – Jul. 8, 2022	0.55
22nd	Jul. 9, 2022 – Jul. 8, 2023	22.61
23rd	Jul. 9, 2023 – Jul. 8, 2024	29.99
Latest Interim Period	Jul. 9, 2024 – Jan. 8, 2025	(2.32)

Note: The returns for each calculation period were obtained by first adding the Net Asset Value per Unit (ex dividends) as of the end of the calculation period and the dividends for the relevant calculation period and then deducting the Net Asset Value per Unit as of the end of the calculation period immediately preceding the relevant calculation period (ex dividends; hereinafter referred to as the “the Net Asset Value per Unit as of the end of the preceding calculation period”), and then dividing the difference by the Net Asset Value per Unit as of the end of the preceding calculation period, and multiplying the result by 100.

iv) Past Creation and Cancellation

Calculation Period	Period	Number of Units Created (Units)	Number of Units Cancelled (Units)
14th	Jul. 9, 2014 – Jul. 8, 2015	337,726,500	177,866,039
15th	Jul. 9, 2015 – Jul. 8, 2016	240,119,800	73,043,677

16th	Jul. 9, 2016 – Jul. 8, 2017	757,397,200	245,213,668
17th	Jul. 9, 2017 – Jul. 8, 2018	658,406,900	158,062,049
18th	Jul. 9, 2018 – Jul. 8, 2019	730,718,600	94,941,417
19th	Jul. 9, 2019 – Jul. 8, 2020	898,361,100	89,264,353
20th	Jul. 9, 2020 – Jul. 8, 2021	463,665,200	126,225,665
21st	Jul. 9, 2021 – Jul. 8, 2022	196,553,600	159,401,632
22nd	Jul. 9, 2022 – Jul. 8, 2023	133,405,300	145,059,066
23rd	Jul. 9, 2023 – Jul. 8, 2024	385,343,600	265,200,315
Latest Interim Period	Jul. 9, 2024 – Jan. 8, 2025	169,865,700	163,692,742

Note: The number of units cancelled represents the number of units exchanged.

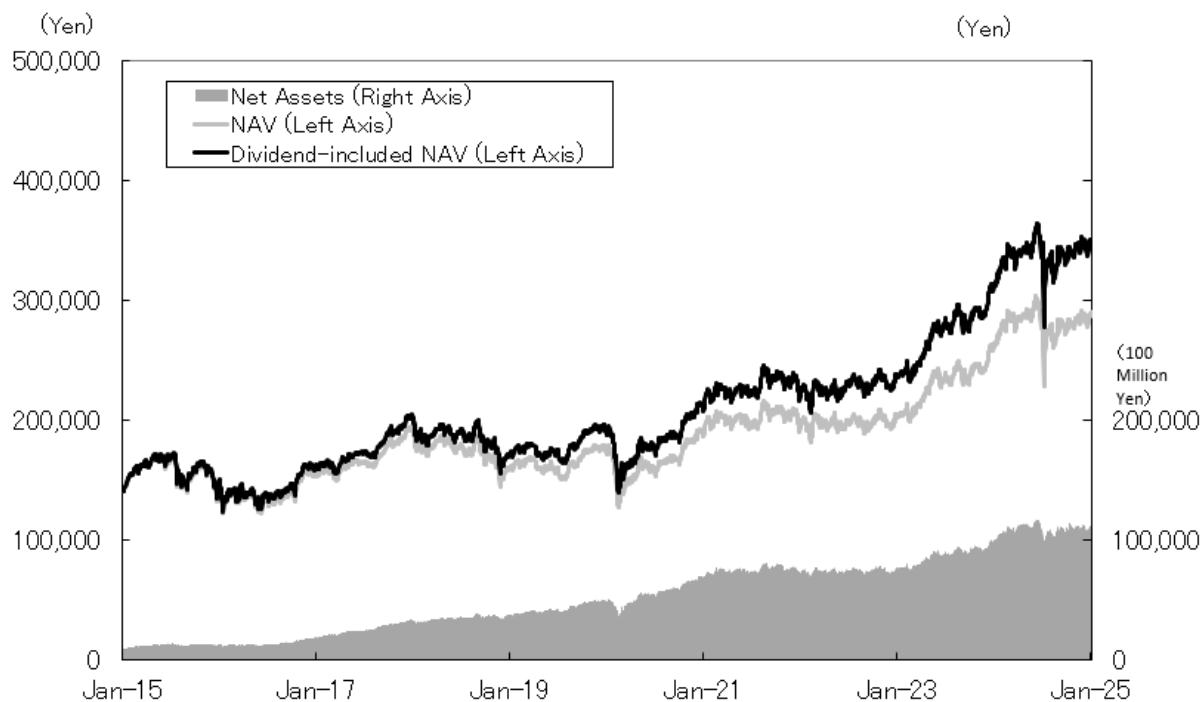
(Referenced Material)

Past Performance

As of January 31, 2025

■ Changes in NAV/Net Assets

End- January 2015 ~ End- January 2025



NAV.....¥289,278
 Net Assets..... ¥11,325.2billion

*NAV is the price per 100 units after management fees (trust fees) have been deducted.
 *Dividend-included NAV is calculated based on the NAV as of the end of January, 2015.
 *Please be aware that the dividend-included NAV is a theoretical value calculated with dividends reinvested (before tax) for the past 10 years, if there are dividends..

■ Dividends Paid (before tax, per 100 units)

Jul-20	Jul-21	Jul-22	Jul-23	Jul-24	Cumulative
JPY 3,250	JPY 3,652	JPY 4,667	JPY 5,167	JPY 5,700	JPY 57,952

■ Status of Major Assets

<Component and Breakdown>

Asset Types	%
Equity	100.00%
Futures	0.27%
Cash and Others	0.27%

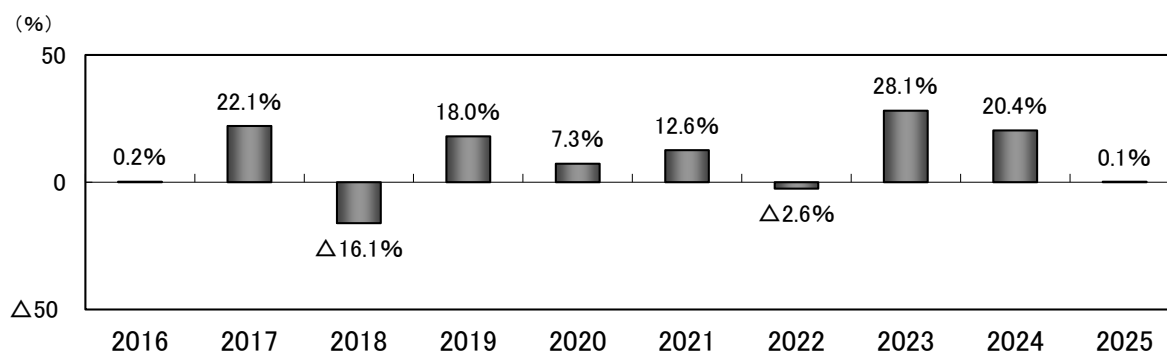
*As percentage of net assets

<Top10 Component Shares>

	Name	Sector	%
1	TOYOTA MOTOR CORPORATION	Transportation Equipment	3.96%
2	MITSUBISHI UFJ FINANCIAL GROUP,INC.	Banks	3.13%
3	SONY GROUP CORPORATION	Electric Appliances	2.97%
4	HITACHI,LTD.	Electric Appliances	2.57%
5	RECRUIT HOLDINGS CO.,LTD.	Services	2.20%
6	SUMITOMO MITSUI FINANCIAL GROUP,INC.	Banks	1.99%
7	KEYENCE CORPORATION	Electric Appliances	1.69%
8	NINTENDO CO.,LTD.	Other Products	1.62%
9	MIZUHO FINANCIAL GROUP,INC.	Banks	1.43%
10	TOKYO ELECTRON LIMITED	Electric Appliances	1.39%

*As percentage of net assets

■ Past Annual Returns



*The annual rates of return are calculated with dividends reinvested (before tax).

*The figure for 2025 shows fluctuations in the percentage up until the end of January 2025.

*The above graph represents past performance and does not guarantee future investment results.

*Investment performance of the Fund will be disclosed on the Management Company website.

II. Administration and Operation

1. Procedures for Subscription (Sale), Etc.

i) Subscription Method

- Investors wishing to purchase Units may do so by surrendering shares of stocks they own in accordance with the method specified by the respective Distributors. The composition of such shares of stocks must correspond to the ratio of the shares of stocks comprising TOPIX as determined by the Management Company. Investors also pay fees that are set independently by the Distributors, as well as an amount equal to the consumption taxes levied on such fees. Such payments are due at the time of applying for subscription.
- When the market value of the shares surrendered is less than the market value of the number of Units to be acquired (the number of Units requested for purchase times the Net Asset Value per Unit as of the date on which the application is accepted), a cash payment may be used strictly to make up for the difference. When an investor applying to purchase Units is the issuer of a stock that is included in the TOPIX or such an issuer's subsidiary (as defined in Article 2, Item 3 of the Companies Act; the subsidiary is to be hereinafter referred to jointly with the issuing corporation as an "Issuing Company, Etc."), the portion of the shares required for its subscription that pertains to the stock of the Issuing Company, Etc. may be paid in cash in the amount equal to the market value of such shares.
- The fund is listed on the Tokyo Stock Exchange. The Management Company complies with all rules established by the Exchange, and subjects itself to any disciplinary action taken by the Exchange in accordance with its own rules, including suspension of trading or delisting from the Exchange.

ii) Acceptance of Applications

Applications are accepted on the days Distributors are open for business.

iii) Hours of Operation

As a general rule, applications that are complete in accordance with the procedures established by the Distributors by 3:30 p.m. are deemed to have been accepted on the day. When the applicant is the Issuing Company, Etc. of a TOPIX-comprising stock, however, the cut-off time is 2:30 p.m.

*Distributors may have different cut-off times and methods for application. Please check with your Distributor for details of specific times and methods.

iv) Applications for subscription are not accepted:

- a. During the three business days starting from the business day prior to the ex-right day (excluding the ex-dividend day) of any TOPIX-comprising stock.
- b. During the six business days starting from the day which is three business days prior to the date on which stocks comprising TOPIX are changed, or the number of their shares changes as the result of a capital increase, decrease, etc.
- c. During the two business days starting from the day which is two business days prior to the last day of each calculation period (if the last day of the calculation period is a holiday, then during the three business days starting from the day which is three business days prior to the last day of each calculation period).
- d. During the five business days immediately preceding the termination day of the trust, if the fund terminates its trust.

e. Any time the Management Company determines that circumstances have developed that could prevent it from making investments in accordance with the basic investment policies set forth in the trust deed, in addition to the days referred to in a. through d. above.

v) Blocks of Units for Subscription

An application is accepted only in whole-number multiples of the minimum number of Units. The minimum number of Units is the market value of the Unit Shares divided by the Net Asset Value per Unit that is effective on the day the application is accepted (and rounded up to the nearest 100).

vi) Suspension and Cancellation of Acceptance

The Management Company may suspend the acceptance of applications or cancel the accepted applications when there are causes beyond its control, including the suspension of trading on a stock exchange*, and halting of settlement functions.

* Financial instruments exchange as defined in Article 2, Paragraph 16 of the Financial Instruments and Exchange Act, and foreign financial instruments markets as defined in Article 2, Paragraph 8, Item 3-b of the Financial Instruments and Exchange Act.

2 Redemption (Cancellation) Procedures, Etc.

i) Cancellation of Units

Unitholders may not request cancellation during the trust term.

ii) Exchange of Units with Stocks in the Trust Assets

a. Any unitholder may request a Distributor designated by the Management Company for an exchange (hereinafter referred to as “Exchange”) of his or her Units whose number is a whole-number multiple of the minimum number of units for which an exchange can be requested with shares of stocks that are equivalent to the Units’ share of the trust assets. The minimum number of Units for which an exchange can be requested means the number of Units specified by the Management Company as the number of Units that, when multiplied by the Net Asset Value per Unit effective on the date the Exchange is requested, would equal the total market value of the shares of stocks comprising TOPIX which the Management Company expects will track TOPIX on the date the Exchange is requested.

b. The number of shares of each stock that a unitholder can acquire through an Exchange is the number of shares calculated based on the Net Asset Value per Unit effective on the date the Exchange is requested and shall be a whole-number multiple of the minimum block for trade specified by the financial instruments exchange (hereinafter referred to as the “Minimum Block of Shares Traded on the Exchange”).

c. Exchange requests that are accepted by the Management Company by 3:30 p.m. are treated as having been accepted on the day. When the unitholder is the Issuing Company, Etc. of a TOPIX-comprising stock, however, the cut-off time is 2:30 p.m. *Distributors may have different cut-off times and methods for Exchange requests. Please check with your Distributor for details of specific times and methods.

d. At the time of an Exchange, unitholders shall pay fees that are set independently by the Distributors, as well as an amount equal to the consumption taxes levied on such fees.

e. Requests for Exchanges are not accepted on the following days or periods:

- a) During the three business days starting from the business day prior to the ex-right day (excluding the ex-dividend day) of any TOPIX-comprising stock.
- b) During the six business days starting from the day which is three business days prior to the date on which stocks comprising TOPIX are changed, or the number of their shares changes as the result of a capital increase, decrease, etc.
- c) During the two business days starting from the day which is two business days prior to the last day of each calculation period (if the last day of the calculation period is a holiday, then during the three business days starting from the day which is three business days prior to the last day of each calculation period).
- d) During the five business days immediately preceding the termination day of the trust, if the fund terminates its trust.
- e) Any time the Management Company determines that circumstances have developed that could prevent it from investing in accordance with the basic investment policies set forth in the trust deed, in addition to the days referred to in a) through d) above.
- f. In the event that a unitholder requesting an Exchange is the Issuing Company, Etc. of a stock that is included in the Exchange, the Management Company first deducts the number of Units equivalent to the total market value of the shares of the Issuing Company, Etc. from the number of Units accepted for the Exchange, and then exchanges the resulting number of Units with a whole-number multiple of the Minimum Block of Shares Traded on the Exchange (excluding the shares of the Issuing Company, Etc.).
- g. When delivering the exchanged equities to the beneficiary, as a general rule, an increase in the number of equities pertaining to the beneficiary who made the request for exchange will be entered or recorded in the account with the Book-entry Transfer Institution from the third business day after and including the day on which a request for an exchange is made.
- h. The Management Company may suspend the acceptance of requests for an Exchange or cancel the requests for an Exchange that have been accepted in the event that trading on a stock exchange is suspended, settlement functions are halted, or it determines that there is a possibility that investment in accordance with the basic investment policies set forth in the trust deed will be hindered.
- i. In the event that acceptance of requests for an Exchange is suspended, unitholders may withdraw their requests for an Exchange that they submit on the day the acceptance is suspended. If unitholders do not withdraw their Exchange requests, however, the requests are treated as if they were accepted on the first day that the Net Asset Value per Unit is calculated following the lifting of the acceptance suspension.

iii) Buyback of Units


- a. A unitholder may request a Distributor designated by the Management Company to buy back his or her Units if the total number of Units he or she owns is less than the minimum trading lot for the Units established by the financial instruments exchange.
- b. As a general rule, requests that are complete in accordance with the procedures established by the Distributors designated by the Management Company by 3:30 p.m. are deemed to have been accepted on the day. The buyback price of the Units is the Net Asset Value per Unit effective as of the day the buyback is agreed on.
* The handling may differ depending on distributors. Please contact them for details.
- c. At the time of a buyback, a unitholder pays his or her Distributor fees that are set independently by the Distributor, as well as an amount equal to the consumption taxes levied on such fees.
- d. The Distributors designated by the Management Company may suspend buybacks or cancel the buybacks already accepted upon consultation with the Management Company in the event that trading on the financial instruments exchange is suspended, settlement functions are halted, or a circumstance beyond their control develops.
- e. In the event that acceptance of requests for buybacks is suspended, unitholders may withdraw their requests for buybacks that they submit on the day the acceptance is suspended. If unitholders do not withdraw their requests for buybacks, however, the requests are treated as if they were accepted on the first day that the Net Asset Value per Unit is calculated following the lifting of the acceptance suspension.

3 Overview of Asset Management, Etc.

(1) Valuation of Assets

- i) Calculation of the Net Asset Value per Unit
 - The Net Asset Value per Unit is computed on every business day of the Management Company.
 - The Net Asset Value per Unit means an amount obtained by first calculating the total value of the trust assets by valuing individual assets that comprise the trust assets (excluding securities received in place of cash collateral), deducting total liabilities from the total value, and finally dividing the difference (which is the total net assets) by the total number of Units outstanding on the date the calculation is made. The fund may be shown in an amount that has been converted to per 100 units.

<Calculation of the Net Asset Value per Unit>



ii) Basis of Securities Evaluation

The assets that are in the trust assets are marked to market in accordance with laws and regulations, as well as the rules of The Investment Trusts Association, Japan.

<Valuation Method of Major Assets>

◇ Listed Domestic Stocks

As a general rule, these stocks are valued at their closing prices on the financial instruments exchanges of Japan on the day the Net Asset Value per Unit is calculated.

iii) Inquiries regarding the Net Asset Value per Unit

Please contact either a Distributor or the Management Company.

<Management Company>

Nikko Asset Management Co., Ltd.

* On September 1, 2025, Nikko Asset Management Co., Ltd. will change its name to Amova Asset Management Co., Ltd.

Website: www.nikkoam.com/

* After September 1, 2025: www.amova-am.com

Call Center telephone number: 0120-25-1404

9 a.m. – 5 p.m., excluding weekends, public holidays, and non-business days

(2) Custody

N/A

(3) Trust Term

The trust term is unlimited. (The inception occurred on December 20, 2001.) However, the trust may be terminated upon cancellation of the trust deed pursuant to the provisions of the trust deed.

(4) Calculation Period

Each calculation period runs from July 9 of a given year to July 8 of the following year.

(5) Other

i) Termination of the Trust (Early Redemption)

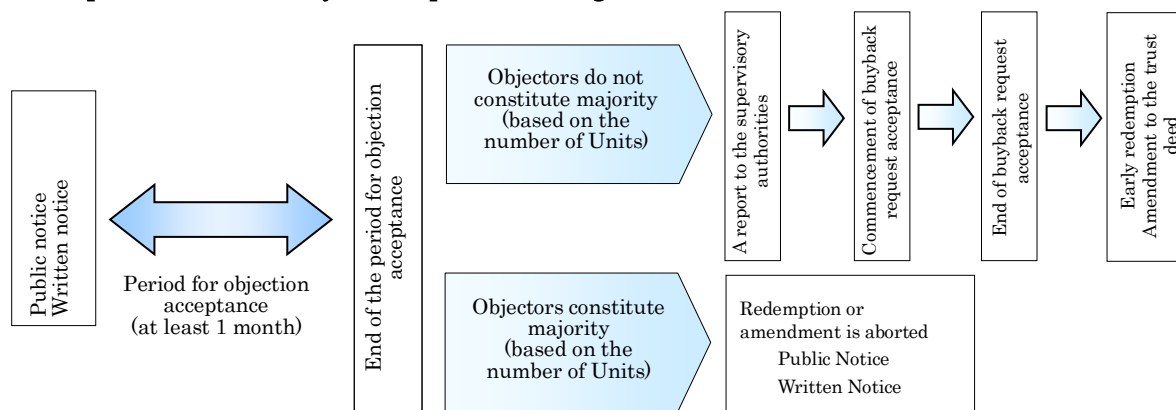
- 1) The Management Company may, with the consent of the Trustee Company, cancel the trust deed and redeem the Units prior to their maturity.

- 2) In such an event, the Management Company must publicly announce its intent for early redemption and the reason for it, and notify all known unitholders in writing in advance. As a general rule, however, public notice is not required when all unitholders are notified in writing.
 - 3) Any unitholder who objects to such early redemption may voice his or her objections within a specified period (to be determined by the Management Company but not to be less than one month; the same applies hereunder). (Please refer to the “Declaration of Objections” that follows.)
 - 4) The Management Company cancels the trust deed and redeems the Units prior to their maturity in any of the following events. In any such event, the provisions of the “Declaration of Objections” that follows are waived.
 - a) The number of Units falls below three million;
 - b) The Units are delisted from all the financial instruments exchanges on which they have been listed;
 - c) TOPIX is abolished;
 - d) Any amendment to the trust deed deemed necessary by the Management Company or the Trustee Company as a result of a change in the calculation method, etc. of TOPIX is not made due to declaration of objections;
 - e) There are truly unavoidable circumstances in view of the status of the trust assets and it is difficult to give a public notice and written notice within a specified period;
 - f) The Management Company receives an order from the supervisory authorities to cancel the trust deed;
 - g) The Management Company’s license is revoked by the supervisory authorities or if the Management Company is liquidated or discontinues its business (excluding cases where the supervisory authorities order that the business of the Management Company under the trust deed be transferred to another management company and, as a result of declaration of objections, amendments to the trust deed are made); or
 - h) The Trustee Company resigns from its duties by obtaining approval from the Management Company or is removed for breach of its duties and the Management Company fails to appoint a new trustee company.
 - 5) Prior to the actual early redemption, the Management Company must notify the supervisory authorities of its intent to so do.
- ii) Amendments to the Trust Deed
- 1) The Management Company may, upon agreement with the Trustee Company, amend the trust deed. When amending the trust deed, the Management Company must notify the supervisory authorities of its intent for amendment in advance.
 - 2) When any such amendment has significant implications, the Management Company must publicly announce its intent for such an amendment and its content, and notify all known unitholders in writing in advance. As a general rule, however, public notice is not required when all unitholders are notified in writing.
 - 3) Any unitholder opposing such an amendment to the trust deed may raise his or her objections within a certain period. (Please refer to the “Declaration of Objections” that follows.)
 - 4) The provisions of the “Declaration of Objections” that follow apply when the Management Company amends the trust deed, due to an order by the supervisory authorities.

iii) Declaration of Objections

- 1) Unitholders may voice their objections to an early redemption or a significant amendment to the trust deed to the Management Company within a set period in accordance with prescribed procedures. In the event that the number of Units of the unitholders raising their objections within the set period exceeds half of the total number of Units, no early redemption or amendment to the trust deed may be executed.
- 2) In the event that the Management Company decides against an early redemption or an amendment to the trust deed, it must publicly announce its intent and the reason for the decision, and notify all known unitholders in writing. As a general rule, however, public notice is not required when all unitholders are notified in writing.
- 3) In the event that the number of Units of the unitholders raising objections within the set period does not exceed half of the total number of Units and the Management Company proceeds with an early redemption or an amendment to the trust deed, the unitholders raising objections may request the Trustee Company to buy back their Units by applying the trust assets.

<Steps Involved in Early Redemptions and Significant Amendments to the Trust Deed>



iv) Public Notice

Public notices are published in *The Nikkei*.

v) Exchanges upon Trust Termination, Etc.

- 1) In the event that the fund terminates its trust, unitholders who hold the number of Units necessary for an Exchange are given in lieu of such Units shares of stocks that correspond to their Units' share in the trust assets at the time of trust termination in exchange for the book-entry transfer Units listed or recorded in the book-entry transfer account book.
- 2) Exchanges are handled by the Distributors designated by the Management Company.
- 3) The number of shares of each stock that unitholders acquire is the number of shares computed based on the redemption value, and is a whole-number multiple of the Minimum Block of Shares Traded on the Exchange.
- 4) Unitholders pay fees that are independently established by the Distributors and an amount equal to the consumption taxes levied on such fees at the time of the Exchange.
- 5) In the event that a unitholder is an Issuing Company, Etc. of a stock that comprises TOPIX, his or her Units that are equal in value to the total market value of the shares of the Issuing Company, Etc. are repaid in the form of cash.
- 6) A unitholder who does not hold the number of Units necessary for an Exchange requests a Distributor designated by the Management Company to buy back his or her Units at the

redemption price. In such an event, the unitholder pays fees that are independently established by the Distributor and an amount equal to the consumption taxes levied on such fees.

- 7) In the event that a unitholder does not make any request for an Exchange with stocks or a repayment in cash for a buyback within ten years following the termination of the trust, his or her rights are forfeited and revert to the Management Company.

vi) Preparation of Investment Report

Pursuant to the Act on Investment Trusts and Investment Corporations, investment reports will not be prepared or offered.

vii) Agreements with Affiliated Corporations

The effective term of an agreement on the handling of offerings, etc. entered into with a Distributor shall be one year from the date of such agreement. However, such agreement shall be automatically renewed for one year and so on thereafter if neither the Distributor nor the Management Company manifests intentions to the contrary three months prior to the expiration date.

4 Unitholders' Rights, Etc.

Primary rights of unitholders are as follows:

i) Right to receive income dividends

- Unitholders are determined through name registration procedures and such unitholders receive payment of income distribution. The fund's income distributions are paid to unitholders whose names are registered with the Trustee Company as of the last day of the calculation period. The unitholders may register their names via handling companies.
- Unitholders whose names or corporate names and addresses are registered with the Trustee Company as of the last day of the calculation period are entitled to receive an income distribution of the fund that is in proportion to the number of Units they have registered.
- Unitholders whose names are not registered with the Trustee Company as of the last day of the calculation period are not entitled to receive income distributions even if they are owners of beneficiary certificates.
- If a unitholder fails to claim an income distribution within five years from the date of commencement of payment thereof, such right will be forfeited and such money will revert to the Management Company.

ii) Right to exchange Units with shares held in the trust assets

- Unitholders may request to exchange a minimum of a certain number of Units with shares held in the trust assets equivalent to their interests.
- However, if a unitholder fails to request for an exchange with shares or a repayment in cash for a buyback which are the results of termination of the trust within ten years from such termination of the trust, such rights are forfeited and revert to the Management Company

iii) Right to request a buyback of Units

A unitholder may request a Distributor to buy back his or her Units if the total number of Units he or she owns is less than the minimum trading lot for the Units established by the financial instruments exchange.

iv) Right to examine books

A unitholder may make a request to the Management Company to examine the books and documents for the fund's trust assets during the business hours of the Management Company.

III. Financial Condition of the Fund

- (1) The Financial Statements of the fund are prepared based on the Regulation on Accountings of Investment Trust Property (Cabinet Office Ordinance No. 133 of 2000) in accordance with the Regulation on Terminology, Forms and Preparation Methods of Financial Statements, etc. (Ministry of Finance Ordinance No. 59 of 1963) as well as Article 2-2 of the same Regulation. The Financial Statements are stated in Japanese yen.
- (2) Pursuant to Article 193-2 Paragraph 1 of the Financial Instruments and Exchange Act, the Fund's Financial Statements for the 23rd calculation period (from July 9, 2023 to July 8, 2024) have been audited by PricewaterhouseCoopers Japan LLC.

Independent Auditors' Report

September 25, 2024

The Board of Directors
Nikko Asset Management Co., Ltd.

PricewaterhouseCoopers Japan LLC
Tokyo Office
Designated Limited Liability Partner
Engagement Partner

Certified Public Accountant
Kazuyuki Tsujimura

Opinion

We have audited the financial statements, comprising the balance sheet, the statement of profit and loss and retained earnings and the related notes, and the supplementary schedules for Listed Index Fund TOPIX for the calculation period from July 9, 2023 to July 8, 2024 shown in "Financial Condition of the Fund" to provide audit certification in accordance with Article 193-2, Paragraph 1, of the Financial Instruments and Exchange Act.

In our opinion, the accompanying financial statements present fairly, in all material respects, the Trust Assets position of Listed Index Fund TOPIX as at July 8, 2024, and its profit and loss performance for the year then ended in accordance with accounting principles generally accepted in Japan.

Basic for Opinion

We conducted our audit in accordance with auditing standards generally accepted in Japan. Our responsibilities under those standards are further described in the Auditor's Responsibilities for the Audit of the Financial Statements. We are independent of Nikko Asset Management Co., Ltd. and the Fund in accordance with the ethical requirements that are relevant to our audit of the financial statements in Japan, and we have fulfilled our other ethical responsibilities in accordance with these requirements. We believe that the audit evidence we have obtained is sufficient and appropriate to provide a basis for our opinion.

The other information

Information other than the financial statement and the auditor's report which are included in the annual securities report and the securities registration statement. It is management's responsibility to prepare and disclose the contents of the other information.

Audit opinion on the financial statement does not cover the other information, and the audit firm will not express any opinion regarding the other information.

The responsibility in the financial statement audit is to read the other information and, in doing so, identify material differences between the other information and the financial statement or with the knowledge obtained in the course of the audit, and attention should be paid to whether there are any indication of such material errors in the description other than material differences.

The audit firm is required to report if the other information is deemed to be materially misstated.

There are no matters to be reported by the audit firm with respect to the other information.

Management's Responsibility for the Financial Statements

Management is responsible for the preparation and fair presentation of the financial statements in accordance with accounting principles generally accepted in Japan, and for such internal control as management determines is necessary to enable the preparation of financial statements that are free from material misstatement, whether due to fraud or error.

In preparing the financial statements, management is responsible for assessing the Fund's ability to continue as a going concern and disclosing, as applicable, matters related to going concern.

Auditor's Responsibilities for the Audit of the Financial Statements

Our objectives are to obtain reasonable assurance about whether the financial statements as a whole are free from material misstatement, whether due to fraud or error, and to issue an auditor's report that includes our opinion. Reasonable assurance is a high level of assurance, but is not a guarantee that an audit conducted in accordance with auditing standards generally accepted in Japan will always detect a material misstatement when it exists. Misstatements can arise from fraud or error and are considered material if, individually or in the aggregate, they

could reasonably be expected to influence the economic decisions of users taken on the basis of these financial statements.

As part of an audit in accordance with auditing standards generally accepted in Japan, we exercise professional judgement and maintain professional skepticism throughout the audit. We also:

- Identify and assess the risks of material misstatement of the financial statements, whether due to fraud or error, design and perform audit procedures responsive to those risks, and obtain audit evidence that is sufficient and appropriate to provide a basis for our opinion.
- Obtain an understanding of internal control relevant to the audit in order to design audit procedures that are appropriate in the circumstances, while the purpose of the financial statement audit is not to express and opinion on the effectiveness of the Group's internal control.
- Evaluate the appropriateness of accounting policies used and the reasonableness of accounting estimates and related disclosures made by management.
- Conclude on the appropriateness of management's use of the going concern basis of accounting and, based on the audit evidence obtained, whether a material uncertainty exists related to events or conditions that may cast significant doubt on the Fund's ability to continue as a going concern. If we conclude that a material uncertainty exists, we are required to draw attention in our auditor's report to the related disclosures in the financial statements or, if such disclosures are inadequate, to modify our opinion. Our conclusions are based on the audit evidence obtained up to the date of our auditor's report. However, future events or conditions may cause the Fund to cease to continue as a going concern.
- Evaluate whether the presentation and disclosures of the financial statements are in accordance with accounting principles generally accepted in Japan, overall presentation, structure and content of the financial statements, including the disclosures, and whether the financial statements represent the underlying transactions and events in a manner that achieves fair presentation.

We communicate with those charged with governance regarding, among other matters, the planned scope and timing of the audit and significant audit findings, including any significant deficiencies in internal control that we identify during our audit.

We also provide those charged with governance with a statement that we have complied with relevant ethical requirements regarding independence, and to communicate with them all relationships and other matters that may reasonably be thought to bear on our independence, and where applicable, measures to remove disincentives or related safeguards to reduce disincentives to an acceptable level.

Interest

Our firm and engagement partners have no interest in the Nikko Asset Management Co., Ltd. and the fund which should be disclosed pursuant to the provisions of the Certified Public Accountants Act.

(Note) The original has been retained separately by the Company.

1 Financial Statements

Listed Index Fund TOPIX

(1) Balance Sheet

(Unit:yen)

	22nd Calculation Period As of July 8, 2023	23rd Calculation Period As of July 8, 2024
Assets		
Current assets		
Call loans	1,087,331,722,468	943,777,673,337
Stocks	8,658,471,277,710	11,385,944,836,270
Derivative evaluation account	186,522,750	1,099,378,550
Accounts receivable	131,859,858,040	151,956,979,887
Accrued dividend receivable	9,633,716,775	12,451,119,425
Accrued interest	71,380,415	241,313
Other accrued revenue	2,562,677,808	1,194,264,736
Total current assets	9,890,117,155,966	12,496,424,493,518
Total assets	9,890,117,155,966	12,496,424,493,518
Liabilities		
Current liabilities		
Derivative evaluation account	329,046,250	-
Advances received	2,523,100,100	4,401,701,800
Unpaid dividends	194,523,763,152	221,437,958,220
Trustee fee payable	2,724,330,373	2,427,317,907
Investment trust management fee payable	5,460,444,158	4,219,157,346
Accrued interest expenses	2,769,452	11,469,740
Cash collateral received	999,502,030,201	835,251,908,196
Other accrued expenses	625,873,892	805,459,520
Total current liabilities	1,205,691,357,578	1,068,554,972,729
Total liabilities	1,205,691,357,578	1,068,554,972,729
Net assets		
Principal and other		
Principal	3,753,438,975,475	3,873,221,830,620
Surplus		
Surplus (deficit) at end of period	4,930,986,822,913	7,554,647,690,169
(Reserve for distribution)	81,953,515	2,181,302,094
Total principal and other	8,684,425,798,388	11,427,869,520,789
Total net assets	8,684,425,798,388	11,427,869,520,789
Total liabilities and net assets	9,890,117,155,966	12,496,424,493,518

(2) Statement of Profit and Loss and Retained Earnings

(Unit:yen)

	22nd Calculation Period From July 9, 2022 To July 8, 2023	23rd Calculation Period From July 9, 2023 To July 8, 2024
Operating revenue		
Dividends income	178,982,634,897	222,552,745,607
Interest income	△814,428,110	△474,273,823
Profit and loss on buying and selling of securities and other	1,429,404,434,115	2,417,248,987,255
Profit and loss on dealing of derivatives	20,953,838,800	9,686,913,450
Other revenue	26,089,524,428	10,055,105,564
Total operating revenue	1,654,616,004,130	2,659,069,478,053
Operating expenses		
Interest expenses	9,931,975	8,698,623
Trustee fee	2,724,330,373	2,427,317,907
Investment trust management fee	5,460,444,158	4,219,157,346
Other expenses	1,501,858,580	1,941,096,673
Total operating expenses	9,696,565,086	8,596,270,549
Operating income (loss)	1,644,919,439,044	2,650,473,207,504
Ordinary income (loss)	1,644,919,439,044	2,650,473,207,504
Net income (loss)	1,644,919,439,044	2,650,473,207,504
Distribution of net income (loss) from partial exchange	-	-
Surplus (deficit) at beginning of period	3,499,041,412,700	4,930,986,822,913
Increase in surplus or decrease in deficit	142,452,908,669	642,717,920,417
Increase in surplus or decrease in deficit from partial exchange	-	-
Increase in surplus or decrease in deficit from additional subscriptions for the period	142,452,908,669	642,717,920,417
Decrease in surplus or increase in deficit	160,903,174,348	448,092,302,445
Decrease in surplus or increase in deficit from partial exchange	160,903,174,348	448,092,302,445
Decrease in surplus or increase in deficit from additional subscriptions for the period	-	-
Dividends	194,523,763,152	221,437,958,220
Surplus (deficit) at end of period	4,930,986,822,913	7,554,647,690,169

(3) Notes

(Notes regarding Significant Accounting Policies)

1. Standards and methods of securities valuation	<p>Stocks are valued at fair market value in principle, based on the moving average method as stated below.</p> <p>(1) Securities Listed on a Stock Exchange As a general rule, securities that are listed on a stock exchange are valued at the closing price on the exchange on the last day of the calculation period (or the closing price on the closest known day to the last day of the calculation period for foreign currency-denominated securities).</p> <p>(2) Securities Not Listed on a Stock Exchange As a general rule, these securities are valued at a price obtained from either the OTC Trading Reference Statistical Data (average price), etc., published by the Japan Securities Dealers Association; or prices offered by financial instruments business operators, banks, etc. (excluding bid prices); or prices offered by price providing companies</p> <p>(3) Securities for which Fair Market Value Could Not Be Obtained When fair market value is not available or when there is a reason to believe that an obtained assessment value cannot be determined to be the market value, the securities are valued at either the price that the Investment Trust Management Company establishes to be the market value by exercising due diligence and by basing its determination on a rational reason, or the value that is determined to be the market value jointly by the Investment Trust Management Company and the Trustee upon mutual consultation and based on a rational reason.</p>
2. Standards and methods of derivatives evaluation	<p>Derivatives Transactions</p> <p>As a general rule, derivatives transactions are valued at fair market value, based on the specific identification method.</p>

(Notes to the Balance Sheet)

	22nd Year As of July 8, 2023	23rd Year As of July 8, 2024
1. Principal at the beginning of the year	3,765,057,780,177 yen	3,753,438,975,475 yen
Additional creation of principal during the year	133,005,084,100 yen	384,187,569,200 yen
Partial conversion of principal during the year	144,623,888,802 yen	264,404,714,055 yen
2. Total number of beneficial interests	3,764,733,175 units	3,884,876,460 units
3. Pledged assets Assets pledged as collateral in the form of collateral securities deposited as margin in relation to derivatives transactions are as follows: Stocks	35,547,591,600 yen	41,819,498,390 yen
4. Securities loaned under lending and borrowing contracts for securities are as follows: Stocks	933,519,168,880 yen	786,179,479,990 yen

(Notes to Statement of Profit and Loss and Retained Earnings)

22nd Year From July 9, 2022 To July 8, 2023		23rd Year From July 9, 2023 To July 8, 2024	
Process for calculation of dividends		Process for calculation of dividends	
A	Dividends and other income for the period 204,247,799,240 yen	A	Dividends and other income for the period 232,124,878,725 yen
B	Reserve for distribution 44,550,538 yen	B	Reserve for distribution 81,953,515 yen
C	Total dividends and other income (A+B) 204,292,349,778 yen	C	Total dividends and other income (A+B) 232,206,832,240 yen
D	Miscellaneous expenses 9,686,633,111 yen	D	Miscellaneous expenses 8,587,571,926 yen
E	Possible amount of dividend (C-D) 194,605,716,667 yen	E	Possible amount of dividend (C-D) 223,619,260,314 yen
F	Profit distribution 194,523,763,152 yen	F	Profit distribution 221,437,958,220 yen
G	Carry forward (Reserve for distribution) (E-F) 81,953,515 yen	G	Carry forward (Reserve for distribution) (E-F) 2,181,302,094 yen
H	Number of units 3,764,733,175 units	H	Number of units 3,884,876,460 units
I	Dividend amount 5,167 yen (per 100 units)	I	Dividend amount 5,700 yen (per 100 units)

(Notes Regarding Financial Instruments)

I Matters concerning the state of financial instruments

	22nd Year From July 9, 2022 To July 8, 2023	23rd Year From July 9, 2023 To July 8, 2024
Policy on handling of financial instruments	The fund makes investments in financial instruments such as securities and derivative transactions as securities investment trusts based on the basic investment policy prescribed in the trust deed.	Same as left
Details of financial instruments and risk involved in financial instruments	Major securities in which the fund invests are securities stated in the "Standards and methods of securities valuation" of the "Notes regarding Significant Accounting Policies," and all the securities are held for the purpose of trading. Major derivative transactions include futures transactions and option contracts, etc. and may be carried out to contribute to the effective investment of assets belonging to trust assets. Price fluctuation risk, liquidity risk and credit risk, etc. are involved in the securities and derivative transactions concerned according to their nature.	Same as left
Risk management system for financial instruments	The Risk Management Department, an organization independent from Management Division and the Sales Division, is established to centralize the monitoring and guidance of the entire company's risk management activities.	Same as left

II Matters concerning the fair market value, etc. of financial instruments

	22nd Year As of July 8, 2023	23rd Year As of July 8, 2024
Amount recorded on balance sheet, fair market value and difference between them	Amounts are recorded on the balance sheet based on fair market values as of the end of the fiscal year, and there is therefore no difference between them.	Same as left
Method of calculation of fair market value	<p>(1) Securities</p> <p>Securities held for the purpose of trading: Stated in the “Standards and methods of securities valuation” of the “Notes regarding Significant Accounting Policies”</p> <p>(2) Derivative transactions Stated in the “Notes regarding derivative transactions, etc.”</p> <p>(3) Financial instruments other than the above These financial instruments will be settled within a short period of time, and their fair market values approximate their book values. The fair market value of these financial instruments is therefore determined as their book value.</p>	<p>(1) Securities</p> <p>Same as left</p> <p>(2) Derivative transactions</p> <p>Same as left</p> <p>(3) Financial instruments other than the above</p> <p>Same as left</p>
Supplementary explanations regarding the matters concerning the fair market value, etc. of financial instruments	Certain assumptions, etc. are used to calculate the market values of financial instruments. If different assumptions, etc. are used, the values may be different.	Same as left

(Notes Regarding Securities)

22nd year (as of July 8, 2023)

Securities held for the purpose of trading

(Unit: yen)

Type	Valuation difference included in the profit and loss of the calculation period under review
Stocks	1,376,099,870,893
Total	1,376,099,870,893

23rd year (as of July 8, 2024)

Securities held for the purpose of trading

(Unit: yen)

Type	Valuation difference included in the profit and loss of the calculation period under review
Stocks	2,274,410,741,670
Total	2,274,410,741,670

(Notes Regarding Derivative Transactions, etc.)

Matters concerning the fair market value, etc. of transactions

(Stock-related)

22nd year (as of July 8, 2023)

(Unit: yen)

Category	Type	Contracted amount, etc.	Longer	Fair market value	Valuation difference
			than one year		
Market transaction	Stock index futures transactions				
	New purchase	26,062,891,000	—	25,921,000,000	(141,891,000)
Total		26,062,891,000	—	25,921,000,000	(141,891,000)

23rd year (as of July 8, 2024)

(Unit: yen)

Category	Type	Contracted amount, etc.	Longer	Fair market value	Valuation difference
			than one year		
Market transaction	Stock index futures transactions				
	New purchase	40,816,889,000	—	41,917,070,000	1,100,181,000
Total		40,816,889,000	—	41,917,070,000	1,100,181,000

(Note) 1. Method for calculation of fair market value

The fair market values of stock index futures transactions are assessed as follows:

In principle, the fair market values of stock index futures transactions are assessed based on liquidation prices or closing prices announced by a principal stock exchange on the closest known day to the last day of the calculation period. Where such prices have not been announced, the fair market values of stock index futures transactions are assessed based on closing prices or quoted prices, etc. that are closest to the last day of the calculation period, using a method conforming to the principle.

- The outstanding balance of stock index futures transactions is indicated based on contracted amounts.
- Contracted amounts, etc. do not include an amount equivalent to fees.
- The amount shown in the column of the total contracted amount, etc. or fair market value shows the total of the contracted amount, etc. or fair market value, respectively.

(Notes Regarding Transactions with Related Parties)

There is no applicable item.

(Information per unit)

	22nd Year As of July 8, 2023	23rd Year As of July 8, 2024
Net assets per unit	2,306.78 yen	2,941.63 yen
(Net assets per 100 units)	(230,678 yen)	(294,163 yen)

(4) Supplementary Schedules

1 Schedule of Securities

(1) Stocks

(Unit: yen)

Name	Number of shares	Valuation		Loaned securities (Unit: shares)
		Unit price	Amount	
KYOKUYO CO.,LTD.	163,800	4,065.00	665,847,000	800
NISSUI CORPORATION	3,960,500	835.40	3,308,601,700	
MARUHA NICHIRO CORPORATION	587,800	3,123.00	1,835,699,400	
YUKIGUNI MAITAKE CO.,LTD.	337,300	1,014.00	342,022,200	133,500
KANEKO SEEDS CO.,LTD.	111,900	1,423.00	159,233,700	
SAKATA SEED CORPORATION	450,700	3,435.00	1,548,154,500	
HOKUTO CORPORATION	317,200	1,820.00	577,304,000	6,400
HOKURYO CO.,LTD.	21,400	997.00	21,335,800	15,900
SUMISEKI HOLDINGS,INC.	504,000	1,328.00	669,312,000	343,500
NITTETSU MINING CO.,LTD.	158,800	5,110.00	811,468,000	100
MITSUI MATSUSHIMA HOLDINGS CO.,LTD.	234,600	5,620.00	1,318,452,000	164,500
INPEX CORPORATION	13,301,200	2,440.50	32,461,578,600	
JAPAN PETROLEUM EXPLORATION CO.,LTD.	458,900	6,480.00	2,973,672,000	208,400
K&O ENERGY GROUP INC.	179,600	3,560.00	639,376,000	118,000
SHO-BOND HOLDINGS CO.,LTD.	539,500	5,634.00	3,039,543,000	600
MIRAIT ONE CORPORATION	1,195,700	2,079.50	2,486,458,150	4,400
TAMA HOME CO.,LTD.	248,900	3,905.00	971,954,500	176,400
SANYO HOMES CORPORATION	16,000	743.00	11,888,000	11,600
NIPPON AQUA CO.,LTD.	55,100	905.00	49,865,500	600
FIRST-CORPORATION INC.	38,100	769.00	29,298,900	27,000
BESTERRA CO.,LTD	31,300	999.00	31,268,700	23,300
CANDEAL CO.,LTD.	23,800	643.00	15,303,400	17,700
DAISEKI ECO.SOLUTION CO.,LTD.	26,700	1,077.00	28,755,900	18,800
DAI-ICHI CUTTER KOGYO K.K.	114,100	1,614.00	184,157,400	
HAZAMAANDO CORPORATION	2,294,700	1,196.00	2,744,461,200	
TOKYU CONSTRUCTION CO., LTD.	1,240,600	780.00	967,668,000	37,500
COMSYS HOLDINGS CORPORATION	1,264,500	3,189.00	4,032,490,500	
BR.HOLDINGS CORPORATION	580,500	362.00	210,141,000	
TAKAMATSU CONSTRUCTION GROUP CO.,LTD.	294,300	2,986.00	878,779,800	12,400
TOKEN CORPORATION	99,600	11,430.00	1,138,428,000	41,300
SONEC CORPORATION	14,200	954.00	13,546,800	300
YAMAURA CORPORATION	200,700	1,319.00	264,723,300	142,100
ORIENTAL SHIRAIISHI CORPORATION	1,466,300	351.00	514,671,300	200
TAISEI CORPORATION	2,537,800	6,205.00	15,747,049,000	100
OBAYASHI CORPORATION	9,908,500	1,937.50	19,197,718,750	7,400
SHIMIZU CORPORATION	7,856,100	916.00	7,196,187,600	2,300

TOBISHIMA CORPORATION	285,600	1,504.00	429,542,400	10,100
HASEKO CORPORATION	2,542,000	1,772.50	4,505,695,000	268,700
MATSUI CONSTRUCTION CO.,LTD.	258,400	826.00	213,438,400	
THE ZENITAKA CORPORATION	14,000	4,250.00	59,500,000	3,500
KAJIMA CORPORATION	6,143,100	2,788.00	17,126,962,800	3,178,000
FUDO TETRA CORPORATION	191,600	2,524.00	483,598,400	5,300
DAISUE CONSTRUCTION CO.,LTD.	37,000	1,723.00	63,751,000	
TEKKEN CORPORATION	198,600	2,529.00	502,259,400	
NISHIMATSU CONSTRUCTION CO.,LTD.	528,500	4,650.00	2,457,525,000	3,400
SUMITOMO MITSUI CONSTRUCTION CO., LTD.	2,062,200	393.00	810,444,600	639,900
DAIHO CORPORATION	95,500	3,420.00	326,610,000	37,400
SATA CONSTRUCTION CO.,LTD.	59,000	827.00	48,793,000	
NAKANO CORPORATION	65,700	521.00	34,229,700	
OKUMURA CORPORATION	449,300	5,140.00	2,309,402,000	
TOTETSU KOGYO CO.,LTD.	343,200	3,145.00	1,079,364,000	
ICHIKEN CO.,LTD.	23,100	2,621.00	60,545,100	700
FUJI P.S CORPORATION	41,300	462.00	19,080,600	3,400
ASANUMA CORPORATION	204,800	3,865.00	791,552,000	9,700
TODA CORPORATION	3,749,300	1,040.00	3,899,272,000	198,100
KUMAGAI GUMI CO.,LTD.	457,300	3,565.00	1,630,274,500	13,800
KITANO CONSTRUCTION CORP.	17,300	3,775.00	65,307,500	12,300
UEKI CORPORATION	26,100	1,659.00	43,299,900	1,900
YAHAGI CONSTRUCTION CO.,LTD.	377,000	1,644.00	619,788,000	
PS CONSTRUCTION CO.,LTD.	351,100	1,003.00	352,153,300	1,300
NIHON HOUSE HOLDINGS CO.,LTD.	591,500	341.00	201,701,500	266,400
SHINNIHON CORPORATION	388,900	1,603.00	623,406,700	
TOA ROAD CORPORATION	542,900	1,294.00	702,512,600	245,100
THE NIPPON ROAD CO.,LTD.	325,000	1,820.00	591,500,000	48,700
TOA CORPORATION	836,400	1,001.00	837,236,400	600
JDC CORPORATION	788,000	465.00	366,420,000	442,200
WAKACHIKU CONSTRUCTION CO.,LTD.	95,900	3,265.00	313,113,500	8,700
TOYO CONSTRUCTION CO.,LTD.	697,800	1,482.00	1,034,139,600	600
PENTA-OCEAN CONSTRUCTION CO.,LTD.	3,927,800	655.90	2,576,244,020	20,500
SEIKITOKYU KOGYO CO.,LTD.	355,800	1,750.00	622,650,000	100
FUKUDA CORPORATION	104,400	5,930.00	619,092,000	200
SUMITOMO FORESTRY CO.,LTD.	2,394,500	5,325.00	12,750,712,500	1,468,500
JAPAN FOUNDATION ENGINEERING CO.,LTD.	55,800	592.00	33,033,600	
TOMOE CORPORATION	116,300	834.00	96,994,200	100
DAIWA HOUSE INDUSTRY CO.,LTD.	7,661,800	4,071.00	31,191,187,800	779,400
RAITO KOGYO CO.,LTD.	511,100	2,113.00	1,079,954,300	18,200
SEKISUI HOUSE,LTD.	8,403,100	3,546.00	29,797,392,600	5,937,800
NITTOC CONSTRUCTION CO.,LTD.	264,500	1,140.00	301,530,000	

HOKURIKU ELECTRICAL CONSTRUCTION CO.,LTD.	189,900	1,118.00	212,308,200	
YURTEC CORPORATION	610,400	1,459.00	890,573,600	100
NIPPON RIETEC CO.,LTD.	216,500	1,219.00	263,913,500	1,500
YONDENKO CORPORATION	115,900	3,645.00	422,455,500	
CHUDENKO CORPORATION	429,900	3,130.00	1,345,587,000	
KANDENKO CO.,LTD.	1,734,900	1,680.00	2,914,632,000	180,500
KINDEN CORPORATION	1,926,600	3,200.00	6,165,120,000	140,500
TOKYO ENERGY & SYSTEMS INC.	258,600	1,363.00	352,471,800	
TOENEC CORPORATION	91,900	5,010.00	460,419,000	64,300
SUMITOMO DENSETSU CO.,LTD.	263,500	3,630.00	956,505,000	
NIPPON DENSETSU KOGYO CO.,LTD.	520,000	1,914.00	995,280,000	
EXEO GROUP,INC.	2,708,000	1,607.00	4,351,756,000	400
SHIN NIPPON AIR TECHNOLOGIES CO.,LTD.	179,600	3,850.00	691,460,000	5,100
KYUDENKO CORPORATION	598,900	5,599.00	3,353,241,100	1,200
SANKI ENGINEERING CO.,LTD.	598,600	2,114.00	1,265,440,400	100
JGC HOLDINGS CORPORATION	2,741,000	1,258.00	3,448,178,000	100
CHUGAI RO CO.,LTD.	90,600	3,190.00	289,014,000	
YAMATO CORPORATION	76,800	981.00	75,340,800	
TAIHEI DENGYO KAISHA,LTD.	175,200	5,600.00	981,120,000	
TAKASAGO THERMAL ENGINEERING CO.,LTD.	742,000	5,630.00	4,177,460,000	452,800
SANKO METAL INDUSTRIAL CO.,LTD.	12,500	4,550.00	56,875,000	
ASAHI KOGYOSHA CO.,LTD.	258,600	1,340.00	346,524,000	
MEISEI INDUSTRIAL CO.,LTD.	536,100	1,332.00	714,085,200	200
TAIKISHA LTD.	319,300	5,170.00	1,650,781,000	
DAI-DAN CO.,LTD.	364,200	3,055.00	1,112,631,000	97,300
HIBIYA ENGINEERING,LTD.	200,800	3,295.00	661,636,000	
PHIL COMPANY,INC.	42,700	657.00	28,053,900	25,600
TESS HOLDINGS CO.,LTD.	597,000	414.00	247,158,000	28,300
INFRONEER HOLDINGS INC.	3,193,700	1,267.00	4,046,417,900	1,867,600
TOYO ENGINEERING CORPORATION	407,300	837.00	340,910,100	
RAIZNEXT CORPORATION	400,500	1,810.00	724,905,000	
NIPPON CORPORATION	832,700	2,289.00	1,906,050,300	585,500
NISSHIN SEIFUN GROUP INC.	2,572,100	1,807.00	4,647,784,700	
NITTO FUJI FLOUR MILLING CO.,LTD.	49,600	7,240.00	359,104,000	
SHOWA SANGYO CO.,LTD.	261,400	3,150.00	823,410,000	41,900
THE TORIGOE CO.,LTD.	82,500	698.00	57,585,000	42,900
CHUBU SHIRYO CO.,LTD.	385,000	1,530.00	589,050,000	100
FEED ONE CO.,LTD.	406,500	913.00	371,134,500	
TOYO SUGAR REFINING CO.,LTD.	17,300	1,653.00	28,596,900	12,200
NIPPON BEET SUGAR MANUFACTURING CO.,LTD.	161,900	2,464.00	398,921,600	
MITSUI DM SUGAR HOLDINGS CO.,LTD.	275,800	3,495.00	963,921,000	
ENSUIKO SUGAR REFINING CO.,LTD.	122,000	273.00	33,306,000	200

WELLNEO SUGAR CO.,LTD.	138,900	2,313.00	321,275,700	
MORINAGA & CO.,LTD.	1,175,300	2,495.50	2,932,961,150	100
NAKAMURAYA CO.,LTD.	69,500	3,245.00	225,527,500	
EZAKI GLICO CO.,LTD.	795,600	4,313.00	3,431,422,800	553,300
MEITO SANGYO CO.,LTD.	109,500	1,942.00	212,649,000	
IMURAYA GROUP CO.,LTD.	165,900	2,466.00	409,109,400	43,300
FUJIYA CO.,LTD.	190,700	2,642.00	503,829,400	130,700
YAMAZAKI BAKING CO.,LTD.	1,861,600	3,172.00	5,904,995,200	800
FIRST BAKING CO.,LTD.	17,500	648.00	11,340,000	200
MOROZOFF LIMITED	89,900	4,885.00	439,161,500	63,600
KAMEDA SEIKA CO.,LTD.	159,100	4,215.00	670,606,500	45,500
KOTOBUKI SPIRITS CO.,LTD.	1,315,000	1,914.50	2,517,567,500	916,300
CALBEE,INC.	1,273,300	3,010.00	3,832,633,000	81,700
MORINAGA MILK INDUSTRY CO.,LTD.	971,600	3,391.00	3,294,695,600	41,000
ROKKO BUTTER CO.,LTD.	203,900	1,513.00	308,500,700	
YAKULT HONSHA CO.,LTD.	3,975,100	2,856.00	11,352,885,600	186,500
MEIJI HOLDINGS CO.,LTD.	3,410,100	3,528.00	12,030,832,800	8,600
MEGMILK SNOW BRAND CO.,LTD.	672,700	2,686.00	1,806,872,200	100
PRIMA MEAT PACKERS,LTD.	373,600	2,358.00	880,948,800	
NH FOODS LTD.	1,196,400	4,719.00	5,645,811,600	
HAYASHIKANE SANGYO CO.,LTD.	31,100	525.00	16,327,500	15,000
MARUDAI FOOD CO.,LTD.	280,000	1,664.00	465,920,000	100
S FOODS INC.	306,800	2,851.00	874,686,800	39,600
KAKIYASU HONTEN CO.,LTD.	108,500	2,558.00	277,543,000	77,000
ITOHAM YONEKYU HOLDINGS INC.	425,000	4,205.00	1,787,125,000	
SAPPORO HOLDINGS LIMITED	915,600	5,600.00	5,127,360,000	18,800
ASAHI GROUP HOLDINGS,LTD.	6,427,000	5,571.00	35,804,817,000	4,063,600
KIRIN HOLDINGS COMPANY,LIMITED	11,586,400	2,095.50	24,279,301,200	593,800
TAKARA HOLDINGS INC.	1,875,400	1,100.50	2,063,877,700	146,300
OENON HOLDINGS,INC.	831,300	394.00	327,532,200	100
YOMEISHU SEIZO CO.,LTD.	91,500	2,333.00	213,469,500	10,100
COCA-COLA BOTTLERS JAPAN HOLDINGS INC.	2,179,000	2,045.00	4,456,055,000	
LIFEDRINK COMPANY,INC.	55,200	6,740.00	372,048,000	1,800
SUNTORY BEVERAGE & FOOD LIMITED	1,958,500	5,653.00	11,071,400,500	262,600
DYDO GROUP HOLDINGS,INC.	315,000	2,603.00	819,945,000	223,300
ITO EN,LTD.	942,400	3,428.00	3,230,547,200	51,600
KEY COFFEE INC	311,600	2,068.00	644,388,800	222,900
UNICAFE INC.	30,800	925.00	28,490,000	1,000
JAPAN FOODS CO.,LTD.	14,500	2,433.00	35,278,500	5,000
THE NISSHIN OILIO GROUP,LTD.	391,800	4,835.00	1,894,353,000	100
FUJI OIL HOLDINGS INC.	647,600	2,900.00	1,878,040,000	
KADOYA SESAME MILLS INCORPORATED	11,200	3,675.00	41,160,000	
J-OIL MILLS, INC.	318,600	1,933.00	615,853,800	

KIKKOMAN CORPORATION	9,216,600	1,885.00	17,373,291,000	
AJINOMOTO CO.,INC.	6,537,700	5,890.00	38,507,053,000	
BULL-DOG SAUCE CO.,LTD.	147,400	2,026.00	298,632,400	
KEWPIE CORPORATION	1,494,800	3,526.00	5,270,664,800	1,500
HOUSE FOODS GROUP INC.	957,900	2,802.50	2,684,514,750	
KAGOME CO.,LTD.	1,196,200	3,339.00	3,994,111,800	23,200
ARIAKE JAPAN CO.,LTD.	277,200	5,150.00	1,427,580,000	27,600
PIETRO CO.,LTD.	13,200	1,802.00	23,786,400	700
EBARA FOODS INDUSTRY,INC.	66,300	2,898.00	192,137,400	
YAMAMI COMPANY	13,200	3,440.00	45,408,000	9,500
NICHIREI CORPORATION	1,274,700	3,428.00	4,369,671,600	
TOYO SUISAN KAISHA,LTD.	1,405,600	9,781.00	13,748,173,600	3,900
EAT&HOLDINGS CO.,LTD	131,700	2,066.00	272,092,200	93,300
DAIREI CO.,LTD.	13,300	1,946.00	25,881,800	3,600
YOSHIMURA FOOD HOLDINGS K.K.	126,900	1,509.00	191,492,100	77,900
NISSIN FOODS HOLDINGS CO.,LTD.	2,933,900	4,184.00	12,275,437,600	
NAGATANEN HOLDINGS CO.,LTD.	136,500	3,095.00	422,467,500	88,500
ICHIMASA KAMABOKO CO.,LTD.	39,800	765.00	30,447,000	1,700
FUJICCO CO.,LTD.	285,700	1,855.00	529,973,500	133,800
ROCK FIELD CO.,LTD.	339,600	1,462.00	496,495,200	240,600
JAPAN TOBACCO INC.	16,902,100	4,402.00	74,403,044,200	999,400
KENKO MAYONNAISE CO.,LTD.	191,500	1,979.00	378,978,500	
WARABEYA NICHIO HOLDINGS CO.,LTD.	186,200	2,322.00	432,356,400	121,600
NATORI CO.,LTD.	174,700	2,131.00	372,285,700	
IFUJI SANGYO CO.,LTD.	17,900	1,397.00	25,006,300	9,600
PHARMA FOODS INTERNATIONAL CO.,LTD.	368,600	1,016.00	374,497,600	259,900
EUGLENA CO.,LTD.	1,731,300	521.00	902,007,300	1,226,900
KIBUN FOODS INC.	241,200	1,249.00	301,258,800	
PICKLES HOLDINGS CO.,LTD.	163,000	1,130.00	184,190,000	105,000
MIYOSHI OIL & FAT CO.,LTD.	35,900	1,521.00	54,603,900	
RIKEN VITAMIN CO.,LTD.	240,300	2,682.00	644,484,600	
KATAKURA INDUSTRIES CO.,LTD.	260,400	2,085.00	542,934,000	13,200
GUNZE LIMITED	201,000	5,500.00	1,105,500,000	
TOYOBO CO.,LTD.	1,222,900	1,039.00	1,270,593,100	29,200
UNITIKA LTD.	915,200	274.00	250,764,800	639,700
FUJIBO HOLDINGS,INC.	123,800	4,795.00	593,621,000	
KURABO INDUSTRIES LTD.	200,700	4,820.00	967,374,000	
SHIKIBO LTD.	182,600	1,133.00	206,885,800	
THE JAPAN WOOL TEXTILE CO.,LTD.	725,300	1,309.00	949,417,700	27,000
DAITOBO CO.,LTD.	153,900	105.00	16,159,500	90,400
TOABO CORPORATION	36,800	428.00	15,750,400	5,100
DAIDOH LIMITED	116,700	1,208.00	140,973,600	82,600
TEIKOKU SEN-I CO.,LTD.	319,800	2,462.00	787,347,600	27,600

TEIJIN LIMITED	2,718,500	1,322.00	3,593,857,000	
TORAY INDUSTRIES,INC.	18,958,100	759.90	14,406,260,190	11,100
SUMINOE TEXTILE CO.,LTD.	19,500	2,464.00	48,048,000	14,400
NIPPON FELT COMPANY LIMITED	52,300	498.00	26,045,400	2,700
ICHIKAWA CO.,LTD.	11,800	1,762.00	20,791,600	2,700
NITTO SEIMO CO.,LTD.	9,900	1,491.00	14,760,900	6,800
ATSUGI CO.,LTD.	65,900	591.00	38,946,900	
DYNIC CORPORATION	29,700	815.00	24,205,500	
SEIREN CO.,LTD.	546,200	2,333.00	1,274,284,600	386,700
SOTOH CO.,LTD.	29,800	776.00	23,124,800	3,200
TOKAI SENKO K.K.	9,200	845.00	7,774,000	400
KOMATSU MATERE CO.,LTD.	410,100	740.00	303,474,000	
WACOAL HOLDINGS CORP.	527,700	4,492.00	2,370,428,400	229,300
HOGY MEDICAL CO.,LTD.	373,500	4,050.00	1,512,675,000	94,400
KURAUDIA HOLDINGS CO.,LTD.	24,500	419.00	10,265,500	18,200
TSI HOLDINGS CO.,LTD.	848,600	922.00	782,409,200	434,900
MATSUOKA CORPORATION	28,800	1,735.00	49,968,000	19,200
WORLD CO.,LTD.	399,600	2,232.00	891,907,200	67,300
SANYO SHOKAI LTD.	120,000	2,506.00	300,720,000	
NAIGAI CO.,LTD.	31,200	260.00	8,112,000	4,000
ONWARD HOLDINGS CO.,LTD.	1,668,200	575.00	959,215,000	5,800
LOOK HOLDINGS INCORPORATED	88,500	2,870.00	253,995,000	
KIMURATAN CORPORATION	619,000	18.00	11,142,000	450,700
GOLDWIN INC.	501,200	8,860.00	4,440,632,000	63,300
DESCENTE,LTD.	487,600	3,465.00	1,689,534,000	16,800
KING CO.,LTD.	35,400	748.00	26,479,200	
YAMATO INTERNATIONAL INC.	74,300	367.00	27,268,100	51,800
TOKUSHU TOKAI PAPER CO.,LTD.	151,100	3,655.00	552,270,500	51,900
OJI HOLDINGS CORPORATION	11,787,400	612.60	7,220,961,240	
NIPPON PAPER INDUSTRIES CO.,LTD.	1,596,500	922.00	1,471,973,000	1,130,800
MINITSUBISHI PAPER MILLS LIMITED	127,600	755.00	96,338,000	94,000
HOKUETSU CORPORATION	1,390,600	1,040.00	1,446,224,000	1,003,200
CHUETSU PULP & PAPER CO.,LTD.	38,100	1,480.00	56,388,000	26,500
DAIO PAPER CORPORATION	1,249,700	875.50	1,094,112,350	22,300
AWA PAPER & TECHNOLOGICAL COMPANY,INC.	25,700	536.00	13,775,200	18,400
RENGO CO.,LTD.	2,577,000	998.20	2,572,361,400	1,400
TOMOKU CO.,LTD.	163,500	2,722.00	445,047,000	72,400
THE PACK CORPORATION	210,200	3,845.00	808,219,000	16,900
KITANOTATSUJIN CORPORATION	1,192,100	180.00	214,578,000	839,200
KURARAY CO.,LTD.	4,123,600	1,859.00	7,665,772,400	947,900
ASAHI KASEI CORPORATION	19,142,800	1,016.00	19,449,084,800	
KYOWA LEATHER CLOTH CO.,LTD.	54,400	795.00	43,248,000	
TOMOEGAWA CORPORATION	26,300	1,112.00	29,245,600	18,400

RESONAC HOLDINGS CORPORATION	2,734,600	3,547.00	9,699,626,200	268,200
SUMITOMO CHEMICAL COMPANY,LIMITED	20,998,100	366.00	7,685,304,600	13,475,900
SUMITOMO SEIKA CHEMICALS COMPANY,LIMITED.	132,900	5,420.00	720,318,000	200
NISSAN CHEMICAL CORPORATION	1,319,600	4,912.00	6,481,875,200	13,700
RASA INDUSTRIES,LTD.	109,100	3,185.00	347,483,500	31,000
KUREHA CORPORATION	618,800	2,847.00	1,761,723,600	133,700
TAKI CHEMICAL CO.,LTD.	109,900	4,380.00	481,362,000	75,800
TAYCA CORPORATION	232,100	1,558.00	361,611,800	25,200
ISHIHARA SANGYO KAISHA,LTD.	469,300	1,667.00	782,323,100	100
KATAKURA & CO-OP AGRI CORPORATION	22,600	1,208.00	27,300,800	13,500
NIPPON SODA CO.,LTD.	329,900	5,370.00	1,771,563,000	
TOSOH CORPORATION	3,777,500	2,071.50	7,825,091,250	1,100
TOKUYAMA CORPORATION	913,800	2,962.00	2,706,675,600	
CENTRAL GLASS CO.,LTD.	302,100	3,745.00	1,131,364,500	
TOAGOSEI CO.,LTD.	1,360,600	1,520.50	2,068,792,300	
OSAKA SODA CO.,LTD.	197,700	10,590.00	2,093,643,000	52,100
KANTO DENKA KOGYO CO.,LTD.	547,100	1,015.00	555,306,500	2,600
DENKA COMPANY LIMITED	1,029,000	2,161.50	2,224,183,500	178,400
SHIN-ETSU CHEMICAL CO.,LTD.	25,374,600	6,446.00	163,564,671,600	723,500
NIPPON CARBIDE INDUSTRIES COMPANY,INCORPORATED	134,300	2,000.00	268,600,000	
SAKAI CHEMICAL INDUSTRY CO.,LTD.	215,500	2,993.00	644,991,500	2,900
DAIICHI KIGENSO KAGAKU-KOGYO CO.,LTD	309,300	858.00	265,379,400	29,700
AIR WATER INC.	2,669,800	2,145.00	5,726,721,000	
NIPPON SANSEI HOLDINGS CORPORATION	2,745,100	4,617.00	12,674,126,700	3,500
NIPPON CHEMICAL INDUSTRIAL CO.,LTD.	103,700	2,817.00	292,122,900	
TOHO ACETYLENE CO.,LTD.	100,000	374.00	37,400,000	72,000
NIHON PARKERIZING CO.,LTD.	1,260,700	1,282.00	1,616,217,400	100
KOATSU GAS KOGYO CO.,LTD.	411,000	965.00	396,615,000	
TITAN KOGYO ,LTD.	12,500	1,057.00	13,212,500	400
SHIKOKU KASEI HOLDINGS CORPORATION	319,900	2,203.00	704,739,700	78,900
TODA KOGYO CORP.	64,400	2,097.00	135,046,800	42,600
STELLA CHEMIFA CORPORATION	153,500	4,305.00	660,817,500	700
HODOGAYA CHEMICAL CO.,LTD.	88,900	5,550.00	493,395,000	
NIPPON SHOKUBAI CO.,LTD.	1,647,900	1,614.50	2,660,534,550	
DAINICHISEIKA COLOR & CHEMICALS MFG.CO.,LTD.	196,600	3,320.00	652,712,000	
KANEKA CORPORATION	697,200	4,202.00	2,929,634,400	16,000
mitsubishi gas chemical company,inc.	2,065,400	3,015.00	6,227,181,000	52,500
MITSUI CHEMICALS,INC.	2,333,800	4,310.00	10,058,678,000	48,600
TOKYO OHKA KOGYO CO.,LTD.	1,350,000	4,295.00	5,798,250,000	126,800
OSAKA ORGANIC CHEMICAL INDUSTRY LTD.	236,700	3,830.00	906,561,000	36,600

mitsubishi chemical group corporation	20,685,800	900.80	18,633,768,640	1,600
KH NEOCHEM CO.,LTD.	431,700	2,253.00	972,620,100	88,700
DAICEL CORPORATION	3,510,700	1,522.50	5,345,040,750	83,800
SUMITOMO BAKELITE COMPANY,LIMITED	792,400	4,603.00	3,647,417,200	200
SEKISUI CHEMICAL CO.,LTD.	5,634,800	2,195.50	12,371,203,400	
ZEON CORPORATION	1,939,600	1,382.50	2,681,497,000	586,200
AICA KOGYO COMPANY,LIMITED	714,000	3,459.00	2,469,726,000	132,000
UBE CORPORATION	1,346,200	2,754.00	3,707,434,800	181,000
SEKISUI JUSHI CORPORATION	422,300	2,289.00	966,644,700	6,500
C.I. TAKIRON CORPORATION	721,700	728.00	525,397,600	6,400
ASAHI YUKIZAI CORPORATION	188,200	5,060.00	952,292,000	133,400
NICHIBAN CO.,LTD.	153,300	1,930.00	295,869,000	
RIKEN TECHNOS CORPORATION	530,300	1,016.00	538,784,800	
OKURA INDUSTRIAL CO.,LTD.	131,200	2,917.00	382,710,400	92,900
SEKISUI KASEI CO.,LTD.	397,100	453.00	179,886,300	
GUN EI CHEMICAL INDUSTRY CO.,LTD.	66,500	3,185.00	211,802,500	
TIGERS POLYMER CORPORATION	43,000	884.00	38,012,000	
MIRAIAL CO.,LTD.	32,100	1,557.00	49,979,700	23,800
DAIKI AXIS CO.,LTD.	39,000	730.00	28,470,000	27,200
DAIKYONISHIKAWA CORPORATION	624,500	696.00	434,652,000	
TAKEMOTO YOHKI CO.,LTD.	35,700	846.00	30,202,200	
MORIROKU HOLDINGS COMPANY,LTD.	147,000	2,754.00	404,838,000	
KEIWA INCORPORATED	203,500	1,726.00	351,241,000	15,500
NIPPON KAYAKU CO.,LTD.	2,161,400	1,244.00	2,688,781,600	8,000
CARLIT CO.,LTD.	304,900	1,471.00	448,507,900	
NIPPON FINE CHEMICAL CO.,LTD.	187,600	2,792.00	523,779,200	
FUSO CHEMICAL CO.,LTD.	300,100	3,960.00	1,188,396,000	19,000
TRI CHEMICAL LABORATORIES INC.	343,300	4,230.00	1,452,159,000	117,800
ADEKA CORPORATION	986,600	3,233.00	3,189,677,800	
NOF CORPORATION	2,562,000	2,249.50	5,763,219,000	
NEW JAPAN CHEMICAL CO.,LTD.	130,100	200.00	26,020,000	8,500
HARIMA CHEMICALS GROUP,INC.	198,400	948.00	188,083,200	
KAO CORPORATION	6,398,200	6,532.00	41,793,042,400	2,261,500
DKS CO.LTD.	112,900	3,810.00	430,149,000	40,300
ISHIHARA CHEMICAL CO.,LTD.	126,600	2,324.00	294,218,400	3,800
NICCA CHEMICAL CO.,LTD.	37,900	1,025.00	38,847,500	18,700
NIITAKA CO., LTD.	18,800	1,887.00	35,475,600	14,000
SANYO CHEMICAL INDUSTRIES,LTD.	174,000	4,045.00	703,830,000	
YUKI GOSEI KOGYO CO.,LTD.	76,700	303.00	23,240,100	
DAI NIPPON TORYO COMPANY,LIMITED	313,900	1,300.00	408,070,000	15,200
NIPPON PAINT HOLDINGS CO.,LTD.	15,024,900	986.30	14,819,058,870	488,300
KANSAI PAINT CO.,LTD.	2,445,100	2,507.50	6,131,088,250	793,300
SHINTO PAINT COMPANY,LIMITED	78,500	133.00	10,440,500	55,100

CHUGOKU MARINE PAINTS,LTD.	581,000	2,106.00	1,223,586,000	
NIHON TOKUSHU TORYO CO.,LTD.	67,400	1,215.00	81,891,000	12,000
FUJIKURA KASEI CO.,LTD.	325,900	534.00	174,030,600	
TAIYO HOLDINGS CO.,LTD.	492,600	3,335.00	1,642,821,000	
DIC CORPORATION	1,105,700	2,974.00	3,288,351,800	89,300
SAKATA INX CORPORATION	629,500	1,750.00	1,101,625,000	
ARTIENCE CO.,LTD.	562,900	3,220.00	1,812,538,000	13,500
FUJIFILM HOLDINGS CORPORATION	15,768,100	3,851.00	60,722,953,100	82,300
SHISEIDO COMPANY,LIMITED	5,915,700	4,664.00	27,590,824,800	12,500
LION CORPORATION	3,605,600	1,274.00	4,593,534,400	363,000
TAKASAGO INTERNATIONAL CORPORATION	212,900	3,790.00	806,891,000	200
MANDOM CORPORATION	611,900	1,201.00	734,891,900	302,900
MILBON CO.,LTD.	384,800	3,296.00	1,268,300,800	4,600
FANCL CORPORATION	1,239,300	2,725.00	3,377,092,500	197,400
KOSE CORPORATION	576,100	10,050.00	5,789,805,000	241,900
COTA CO.,LTD.	287,000	1,617.00	464,079,000	59,400
C'BON COSMETICS CO.,LTD.	13,200	1,396.00	18,427,200	7,500
POLA ORBIS HOLDINGS INC.	1,452,400	1,340.50	1,946,942,200	1,027,800
NOEVIR HOLDINGS CO.,LTD.	252,600	5,710.00	1,442,346,000	10,400
ADJUVANT HOLDINGS CO.,LTD.	22,900	881.00	20,174,900	15,800
SHINNIHONSEIYAKU CO.,LTD.	161,600	1,736.00	280,537,600	114,100
I-NE CO.,LTD.	75,200	1,690.00	127,088,000	53,600
AXXZIA INC.	186,100	1,057.00	196,707,700	131,800
S.T.CORPORATION	218,600	1,564.00	341,890,400	5,900
AGRO-KANESHO CO.,LTD.	113,300	1,211.00	137,206,300	1,600
KONISHI CO.,LTD.	818,200	1,246.00	1,019,477,200	
T.HASEGAWA CO.,LTD.	541,400	3,255.00	1,762,257,000	15,400
KOBAYASHI PHARMACEUTICAL CO.,LTD.	824,500	5,385.00	4,439,932,500	237,900
ARAKAWA CHEMICAL INDUSTRIES,LTD.	240,000	1,202.00	288,480,000	100
MEC COMPANY LTD.	233,200	4,350.00	1,014,420,000	6,900
JAPAN PURE CHEMICAL CO.,LTD.	64,100	3,410.00	218,581,000	
TAKARA BIO INC.	763,200	1,124.00	857,836,800	121,800
JCU CORPORATION	313,100	3,820.00	1,196,042,000	
NITTA GELATIN INC.	64,000	758.00	48,512,000	29,000
OAT AGRIO CO.,LTD.	105,300	1,714.00	180,484,200	24,900
DEXERIALS CORPORATION	699,700	7,766.00	5,433,870,200	192,300
EARTH CORPORATION	257,300	4,835.00	1,244,045,500	158,100
HOKKO CHEMICAL INDUSTRY CO.,LTD.	285,100	1,394.00	397,429,400	100
TAISEI LAMICK CO.,LTD.	81,900	2,823.00	231,203,700	
KUMIAI CHEMICAL INDUSTRY CO.,LTD.	1,125,600	795.00	894,852,000	275,200
NIHON NOHYAKU CO.,LTD.	519,500	730.00	379,235,000	
ACHILLES CORPORATION	178,500	1,599.00	285,421,500	21,400
ARISAWA MFG.CO.,LTD.	496,600	1,631.00	809,954,600	24,600

NITTO DENKO CORPORATION	1,819,700	12,950.00	23,565,115,000	
LEC,INC.	362,900	1,094.00	397,012,600	142,700
SANKO GOSEI LTD.	356,600	711.00	253,542,600	
KIMOTO CO.,LTD.	156,300	220.00	34,386,000	3,400
FUJIMORI KOGYO CO.,LTD.	223,900	4,215.00	943,738,500	
MAEZAWA KASEI INDUSTRIES CO.,LTD.	182,800	1,932.00	353,169,600	100,500
MIRAI INDUSTRY CO.,LTD.	101,400	3,895.00	394,953,000	39,000
WAVELOCK HOLDINGS CO.,LTD.	35,300	648.00	22,874,400	1,400
JSP CORPORATION	199,100	2,280.00	453,948,000	137,800
FP CORPORATION	536,000	2,355.00	1,262,280,000	356,900
TENMA CORPORATION	188,600	2,808.00	529,588,800	100
SHIN-ETSU POLYMER CO.,LTD.	611,000	1,528.00	933,608,000	200
TOLI CORPORATION	209,500	399.00	83,590,500	
NIFCO INC.	847,300	3,862.00	3,272,272,600	338,800
VALQUA,LTD.	236,900	3,635.00	861,131,500	30,300
UNICHARM CORPORATION	5,902,500	5,250.00	30,988,125,000	720,100
SHOEI CORPORATION	29,800	591.00	17,611,800	17,500
KYOWA KIRIN CO.,LTD.	3,422,700	2,928.50	10,023,376,950	200
TAKEDA PHARMACEUTICAL COMPANY LIMITED	25,074,500	4,228.00	106,014,986,000	100
ASTELLAS PHARMA INC.	24,852,000	1,609.50	39,999,294,000	500
SUMITOMO PHARMA CO.,LTD.	2,101,800	396.00	832,312,800	1,508,500
SHIONOGI & CO.,LTD.	3,445,900	6,297.00	21,698,832,300	
WAKAMOTO PHARMACEUTICAL CO.,LTD.	99,500	251.00	24,974,500	69,200
NIPPON SHINYAKU CO.,LTD.	742,100	3,408.00	2,529,076,800	123,700
CHUGAI PHARMACEUTICAL CO.,LTD.	8,868,600	6,193.00	54,923,239,800	332,900
KAKEN PHARMACEUTICAL CO.,LTD.	485,300	3,944.00	1,914,023,200	300
EISAI CO.,LTD.	3,446,200	6,502.00	22,407,192,400	698,700
ROHTO PHARMACEUTICAL CO.,LTD.	2,744,400	3,316.00	9,100,430,400	
ONO PHARMACEUTICAL CO.,LTD.	5,794,900	2,189.00	12,685,036,100	947,400
HISAMITSU PHARMACEUTICAL CO.,INC.	629,800	3,728.00	2,347,894,400	143,100
MOCHIDA PHARMACEUTICAL CO.,LTD.	316,700	3,290.00	1,041,943,000	
SANTEN PHARMACEUTICAL CO.,LTD.	4,998,700	1,671.50	8,355,327,050	
FUSO PHARMACEUTICAL INDUSTRIES,LTD.	99,800	2,382.00	237,723,600	
NIPPON CHEMIPHAR CO.,LTD.	10,800	1,602.00	17,301,600	5,800
TSUMURA & CO.	892,000	4,154.00	3,705,368,000	
KISSEI PHARMACEUTICAL CO.,LTD.	468,800	3,200.00	1,500,160,000	
SEIKAGAKU CORPORATION	480,100	879.00	422,007,900	
EIKEN CHEMICAL CO.,LTD.	488,600	2,249.00	1,098,861,400	
TORII PHARMACEUTICAL CO.,LTD.	152,100	3,760.00	571,896,000	
JCR PHARMACEUTICALS CO.,LTD.	958,900	613.00	587,805,700	200,400
TOWA PHARMACEUTICAL CO.,LTD.	435,300	2,944.00	1,281,523,200	
FUJI PHARMA CO.,LTD.	209,200	1,490.00	311,708,000	68,100
ZERIA PHARMACEUTICAL CO.,LTD.	392,800	2,066.00	811,524,800	

NXERA PHARMA CO.,LTD.	1,239,900	1,619.00	2,007,398,100	486,600
DAIICHI SANKYO COMPANY,LIMITED	24,681,700	5,830.00	143,894,311,000	1,197,000
KYORIN PHARMACEUTICAL CO.,LTD.	614,300	1,683.00	1,033,866,900	132,100
TAIKO PHARMACEUTICAL CO.,LTD.	588,500	431.00	253,643,500	343,900
DAITO PHARMACEUTICAL CO.,LTD.	215,600	2,338.00	504,072,800	
OTSUKA HOLDINGS CO.,LTD.	5,892,900	6,920.00	40,778,868,000	
PEPTIDREAM INC.	1,373,400	2,482.50	3,409,465,500	424,500
CELLSOURCE CO.,LTD.	104,600	1,389.00	145,289,400	75,300
ASKA PHARMACEUTICAL HOLDINGS CO.,LTD.	290,600	2,398.00	696,858,800	46,200
SAWAI GROUP HOLDINGS CO.,LTD.	647,800	6,545.00	4,239,851,000	
NIPPON COKE & ENGINEERING COMPANY,LIMITED	2,874,600	121.00	347,826,600	671,500
NICHIREKI CO.,LTD.	368,200	2,303.00	847,964,600	18,400
YUSHIRO CHEMICAL INDUSTRY CO.,LTD.	146,800	1,788.00	262,478,400	
BP CASTROL K.K.	36,400	952.00	34,652,800	
FUJI OIL COMPANY,LTD.	825,900	491.00	405,516,900	462,200
MORESCO CORPORATION	33,800	1,353.00	45,731,400	300
IDEMITSU KOSAN CO.,LTD.	14,711,600	1,026.00	15,094,101,600	
ENEOS HOLDINGS,INC.	44,853,700	834.90	37,448,354,130	202,900
COSMO ENERGY HOLDINGS COMPANY,LIMITED	840,000	8,182.00	6,872,880,000	
THE YOKOHAMA RUBBER COMPANY,LIMITED	1,432,900	3,469.00	4,970,730,100	
TOYO TIRE CORPORATION	1,628,000	2,520.00	4,102,560,000	1,137,700
BRIDGESTONE CORPORATION	8,293,300	6,240.00	51,750,192,000	15,600
SUMITOMO RUBBER INDUSTRIES,LTD.	2,778,700	1,564.50	4,347,276,150	21,100
FUJIKURA COMPOSITES INC.	245,200	1,389.00	340,582,800	86,000
OKAMOTO INDUSTRIES,INC.	132,400	5,050.00	668,620,000	100
FUKOKU CO.,LTD.	148,800	2,194.00	326,467,200	
NITTA CORPORATION	287,800	4,075.00	1,172,785,000	
SUMITOMO RIKO COMPANY LIMITED	439,600	1,506.00	662,037,600	
MITSUBOSHI BELTING LTD.	328,600	4,515.00	1,483,629,000	178,600
BANDO CHEMICAL INDUSTRIES,LTD.	420,400	1,961.00	824,404,400	9,200
NITTO BOSEKI CO.,LTD.	358,700	6,410.00	2,299,267,000	110,500
AGC INC.	2,526,600	5,221.00	13,191,378,600	66,300
NIPPON SHEET GLASS COMPANY,LIMITED	1,351,800	415.00	560,997,000	957,600
ISHIZUKA GLASS CO.,LTD.	16,000	2,926.00	46,816,000	11,900
NIHON YAMAMURA GLASS CO.,LTD.	35,300	1,580.00	55,774,000	26,000
NIPPON ELECTRIC GLASS CO.,LTD.	1,156,400	3,634.00	4,202,357,600	6,900
OHARA INC.	134,400	1,286.00	172,838,400	43,000
SUMITOMO OSAKA CEMENT CO.,LTD.	471,400	4,034.00	1,901,627,600	
TAIHEIYO CEMENT CORPORATION	1,623,100	4,037.00	6,552,454,700	18,100
NIPPON HUME CORPORATION	248,000	1,193.00	295,864,000	4,400
NIPPON CONCRETE INDUSTRIES CO.,LTD.	549,400	380.00	208,772,000	500

MITANI SEKISAN CO.,LTD.	118,800	5,560.00	660,528,000	100
ASIA PILE HOLDINGS CORPORATION	402,400	982.00	395,156,800	
TOKAI CARBON CO.,LTD.	2,613,900	926.30	2,421,255,570	298,800
NIPPON CARBON CO.,LTD.	150,000	5,200.00	780,000,000	
TOYO TANSO CO.,LTD.	199,600	7,260.00	1,449,096,000	141,300
NORITAKE CO.,LIMITED	313,600	4,095.00	1,284,192,000	16,900
TOTO LTD.	1,869,600	3,855.00	7,207,308,000	92,400
NGK INSULATORS,LTD.	3,295,500	2,047.50	6,747,536,250	
NITERRA CO.,LTD.	2,372,600	4,793.00	11,371,871,800	23,100
DANTO HOLDINGS CORPORATION	62,800	640.00	40,192,000	46,500
MARUWA CO.,LTD.	104,600	39,650.00	4,147,390,000	
SHINAGAWA REFRACTORIES CO.,LTD.	348,600	1,949.00	679,421,400	57,900
KROSAKI HARIMA CORPORATION	231,100	2,704.00	624,894,400	41,100
YOTAI REFRACTORIES CO.,LTD.	165,600	1,875.00	310,500,000	
TYK CORPORATION	100,900	435.00	43,891,500	7,100
NIKKATO CORPORATION	42,300	570.00	24,111,000	
FUJIMI INCORPORATED	761,500	3,020.00	2,299,730,000	192,700
KUNIMINE INDUSTRIES CO.,LTD.	27,500	1,095.00	30,112,500	
A&A MATERIAL CORPORATION	19,700	1,360.00	26,792,000	4,900
NICHIAS CORPORATION	716,300	4,740.00	3,395,262,000	65,200
NICHIHA CORPORATION	354,900	3,475.00	1,233,277,500	5,700
NIPPON STEEL CORPORATION	13,211,200	3,413.00	45,089,825,600	7,611,200
KOBE STEEL,LTD.	5,861,700	1,983.00	11,623,751,100	440,200
NAKAYAMA STEEL WORKS,LTD.	666,300	938.00	624,989,400	462,800
GODO STEEL,LTD.	163,000	5,040.00	821,520,000	43,600
JFE HOLDINGS,INC.	8,105,900	2,326.50	18,858,376,350	2,869,900
TOKYO STEEL MANUFACTURING CO.,LTD.	819,000	1,575.00	1,289,925,000	129,600
KYOEI STEEL LTD.	332,000	2,074.00	688,568,000	
YAMATO KOGYO CO.,LTD.	549,300	7,915.00	4,347,709,500	
TOKYO TEKKO CO.,LTD.	128,600	5,030.00	646,858,000	300
OSAKA STEEL CO.,LTD.	134,000	2,277.00	305,118,000	3,200
YODOGAWA STEEL WORKS,LTD.	302,700	5,730.00	1,734,471,000	33,200
CHUBU STEEL PLATE CO.,LTD.	191,400	2,734.00	523,287,600	31,200
MARUICHI STEEL TUBE LTD.	887,400	3,657.00	3,245,221,800	100
MORY INDUSTRIES INC.	66,500	5,400.00	359,100,000	
DAIDO STEEL CO.,LTD.	1,835,900	1,429.50	2,624,419,050	1,000
NIPPON KOSHUHA STEEL CO.,LTD.	37,200	472.00	17,558,400	27,600
NIPPON YAKIN KOGYO CO.,LTD.	212,800	5,210.00	1,108,688,000	109,400
SANYO SPECIAL STEEL CO.,LTD.	287,900	2,091.00	601,998,900	
AICHI STEEL CORPORATION	168,100	3,450.00	579,945,000	21,600
NIPPON KINZOKU CO.,LTD.	25,500	779.00	19,864,500	18,000
PACIFIC METALS CO.,LTD.	248,200	1,279.00	317,447,800	111,600
NIPPON DENKO CO.,LTD.	1,449,500	293.00	424,703,500	95,500

KURIMOTO,LTD.	135,200	4,930.00	666,536,000	
KOGI CORPORATION	12,800	1,162.00	14,873,600	
NIPPON CHUTETSUKAN K.K.	10,400	1,951.00	20,290,400	7,700
MITSUBISHI STEEL MFG.CO.,LTD.	215,700	1,471.00	317,294,700	
NICHIA STEEL WORKS,LTD.	98,400	321.00	31,586,400	
NIPPON SEISEN CO.,LTD.	231,200	1,228.00	283,913,600	3,000
ENVIPRO HOLDINGS INC.	258,400	469.00	121,189,600	155,600
SNT CORPORATION	122,000	231.00	28,182,000	800
ARAYA INDUSTRIAL CO.,LTD.	21,100	5,280.00	111,408,000	
DAIKI ALUMINIUM INDUSTRY CO.,LTD.	368,700	1,267.00	467,142,900	90,200
NIPPON LIGHT METAL HOLDINGS COMPANY,LTD.	851,300	1,770.00	1,506,801,000	
mitsui mining and smelting COMPANY,LIMITED	848,300	5,266.00	4,467,147,800	
TOHO ZINC CO.,LTD.	186,600	840.00	156,744,000	115,200
MITSUBISHI MATERIALS CORPORATION	2,083,500	3,036.00	6,325,506,000	
SUMITOMO METAL MINING CO.,LTD.	3,379,300	5,271.00	17,812,290,300	
DOWA HOLDINGS CO.,LTD.	720,300	5,612.00	4,042,323,600	72,900
FURUKAWA CO.,LTD.	384,600	1,837.00	706,510,200	
S.SCIENCE COMPANY,LTD.	582,900	23.00	13,406,700	432,900
OSAKA TITANIUM TECHNOLOGIES CO.,LTD.	505,400	2,648.00	1,338,299,200	129,100
TOHO TITANIUM COMPANY,LIMITED	602,300	1,470.00	885,381,000	356,600
UACJ CORPORATION	408,400	3,785.00	1,545,794,000	
CK SAN-ETSU CO.,LTD.	70,300	3,730.00	262,219,000	
FURUKAWA ELECTRIC CO.,LTD.	970,500	3,911.00	3,795,625,500	110,300
SUMITOMO ELECTRIC INDUSTRIES,LTD.	10,903,200	2,411.50	26,293,066,800	2,806,400
FUJIKURA LTD.	3,438,000	3,088.00	10,616,544,000	2,000
SWCC CORPORATION	325,700	4,700.00	1,530,790,000	1,400
TATSUTA ELECTRIC WIRE AND CABLE CO.,LTD.	518,800	720.00	373,536,000	367,600
CANARE ELECTRIC CO.,LTD.	16,700	1,577.00	26,335,900	2,100
HIRAKAWA HEWTECH CORP.	186,200	1,443.00	268,686,600	11,600
RYOBI LIMITED	310,400	2,225.00	690,640,000	158,200
AHRESTY CORPORATION	105,200	789.00	83,002,800	68,800
ARE HOLDINGS,INC.	1,094,600	2,075.00	2,271,295,000	
INABA SEISAKUSHO CO.,LTD.	161,800	1,882.00	304,507,600	114,600
MIYAJI ENGINEERING GROUP,INC.	146,200	4,885.00	714,187,000	15,700
TOCALO CO.,LTD.	840,400	2,002.00	1,682,480,800	14,600
ALPHA CORPORATION	35,500	1,397.00	49,593,500	3,700
SUMCO CORPORATION	5,178,800	2,430.00	12,584,484,000	3,619,400
KAWADA TECHNOLOGIES,INC.	206,700	2,695.00	557,056,500	54,300
RS TECHNOLOGIES CO.,LTD.	195,000	3,450.00	672,750,000	26,500
JTEC CORPORATION	16,800	1,595.00	26,796,000	12,400
SHINWA CO.,LTD.	62,600	764.00	47,826,400	
TOYO SEIKAN GROUP HOLDINGS,LTD.	1,672,000	2,464.00	4,119,808,000	296,200

HOKKAN HOLDINGS LIMITED	142,300	1,739.00	247,459,700	
CORONA CORPORATION	162,800	955.00	155,474,000	4,500
YOKOGAWA BRIDGE HOLDINGS CORP.	456,000	2,758.00	1,257,648,000	72,200
KOMAIHALTEC INC.	17,300	1,818.00	31,451,400	
TAKADAKIKO (STEEL CONSTRUCTION) CO.,LTD.	7,100	3,680.00	26,128,000	
SANWA HOLDINGS CORPORATION	2,902,900	2,996.50	8,698,539,850	
BUNKA SHUTTER CO.,LTD.	762,700	1,694.00	1,292,013,800	
SANKYO TATEYAMA,INC.	366,700	805.00	295,193,500	6,200
ALINCO INCORPORATED	222,200	1,088.00	241,753,600	
TOYO SHUTTER CO.,LTD.	22,300	904.00	20,159,200	
LIXIL CORPORATION	4,551,300	1,744.50	7,939,742,850	135,900
NIPPON FILCON CO.,LTD.	63,300	534.00	33,802,200	44,600
NORITZ CORPORATION	461,600	1,775.00	819,340,000	117,800
CHOFU SEISAKUSHO CO.,LTD.	289,400	2,187.00	632,917,800	
RINNAI CORPORATION	1,394,500	3,636.00	5,070,402,000	1,200
DAINICHI CO.,LTD.	48,300	683.00	32,988,900	
NITTOSEIKO CO.,LTD.	422,400	616.00	260,198,400	
SANYO INDUSTRIES,LTD.	11,200	3,210.00	35,952,000	
OKABE CO.,LTD.	520,700	769.00	400,418,300	
G-TEKT CORPORATION	371,300	1,891.00	702,128,300	100
TOPRE CORPORATION	513,600	2,171.00	1,115,025,600	
NETUREN CO.,LTD.	431,500	1,140.00	491,910,000	
TOKYO ROPE MFG.CO.,LTD	189,000	1,319.00	249,291,000	
SUNCALL CORPORATION	291,400	494.00	143,951,600	117,000
MOLITEC STEEL CO.,LTD.	85,800	231.00	19,819,800	37,900
PIOLAX,INC.	361,800	2,411.00	872,299,800	3,100
H-ONE CO.,LTD.	299,900	1,055.00	316,394,500	
NHK SPRING CO.,LTD.	2,578,300	1,599.50	4,123,990,850	231,100
CHUO SPRING CO.,LTD.	215,800	1,214.00	261,981,200	
ADVANEX INC.	11,800	1,121.00	13,227,800	400
TACHIKAWA CORPORATION	131,600	1,350.00	177,660,000	200
MIMASU SEMICONDUCTOR INDUSTRY CO.,LTD.	262,500	3,690.00	968,625,000	
NIPPON DRY-CHEMICAL CO.,LTD.	22,800	2,902.00	66,165,600	7,900
THE JAPAN STEEL WORKS,LTD.	785,900	4,607.00	3,620,641,300	
MIURA CO.,LTD.	1,191,100	3,482.00	4,147,410,200	
TAKUMA CO.,LTD.	964,500	1,752.00	1,689,804,000	
TSUGAMI CORPORATION	608,500	1,501.00	913,358,500	
OKUMA CORPORATION	249,600	7,743.00	1,932,652,800	
SHIBAURA MACHINE CO.,LTD.	268,100	3,800.00	1,018,780,000	
AMADA CO.,LTD.	4,324,100	1,840.50	7,958,506,050	
AIDA ENGINEERING,LTD.	660,300	896.00	591,628,800	100,700
FUJI CORPORATION	1,343,400	2,645.00	3,553,293,000	600

MAKINO MILLING MACHINE CO.,LTD.	315,600	6,860.00	2,165,016,000	11,200
OSG CORPORATION	1,257,300	1,931.00	2,427,846,300	289,600
DIJET INDUSTRIAL CO.,LTD.	9,500	857.00	8,141,500	7,000
ASAHI DIAMOND INDUSTRIAL CO.,LTD.	657,700	967.00	635,995,900	
DMG MORI CO.,LTD.	1,949,500	4,138.00	8,067,031,000	1,311,700
SODICK CO.,LTD.	694,600	744.00	516,782,400	300
DISCO CORPORATION	1,373,700	63,120.00	86,707,944,000	117,200
NITTO KOHKI CO.,LTD.	131,500	2,189.00	287,853,500	
NS TOOL CO.,LTD.	264,500	975.00	257,887,500	15,500
PUNCH INDUSTRY CO.,LTD.	93,600	461.00	43,149,600	52,700
FUJI DIE CO.,LTD.	190,100	851.00	161,775,100	4,900
HOWA MACHINERY,LTD.	51,700	933.00	48,236,100	5,600
ISHIKAWA SEISAKUSHO,LTD.	24,300	1,905.00	46,291,500	10,500
NPR-RIKEN CORPORATION	309,600	2,763.00	855,424,800	99,600
TOYO MACHINERY & METAL CO.,LTD.	78,700	739.00	58,159,300	
TSUDAKOMA CORP.	17,200	402.00	6,914,400	11,200
ENSHU LIMITED	22,300	733.00	16,345,900	7,200
SHIMA SEIKI MFG.,LTD.	453,800	1,715.00	778,267,000	100
OPTORUN CO.,LTD.	468,600	2,172.00	1,017,799,200	100
NC HOLDINGS CO.,LTD.	22,300	2,204.00	49,149,200	7,200
IWAKI CO.,LTD.	190,100	2,922.00	555,472,200	
FURYU CORPORATION	269,000	1,037.00	278,953,000	22,900
YAMASHIN-FILTER CORP.	678,000	414.00	280,692,000	237,200
HISAKA WORKS,LTD.	311,200	1,030.00	320,536,000	100
YAMABIKO CORPORATION	466,000	2,252.00	1,049,432,000	300
NOMURA MICRO SCIENCE CO.,LTD.	386,100	4,040.00	1,559,844,000	268,600
HIRATA CORPORATION	136,400	6,660.00	908,424,000	93,800
PEGASUS CO.,LTD.	314,700	591.00	185,987,700	193,400
MARUMAE CO.,LTD.	124,100	2,131.00	264,457,100	86,500
TAZMO CO.,LTD.	172,400	3,580.00	617,192,000	121,500
NABTESCO CORPORATION	1,790,400	2,806.00	5,023,862,400	108,700
MODEC,INC.	361,000	2,770.00	999,970,000	1,600
RHEON AUTOMATIC MACHINERY CO.,LTD.	329,900	1,666.00	549,613,400	181,300
SMC CORPORATION	854,000	82,030.00	70,053,620,000	1,500
HOSOKAWA MICRON CORPORATION	199,400	4,095.00	816,543,000	12,500
UNION TOOL CO.	125,400	5,930.00	743,622,000	8,700
ZUIKO CORPORATION	205,300	1,061.00	217,823,300	144,100
OILES CORPORATION	386,900	2,342.00	906,119,800	17,400
NISSEI ASB MACHINE CO.,LTD.	97,300	5,500.00	535,150,000	
SATO HOLDINGS CORPORATION	405,800	2,216.00	899,252,800	138,400
GIKEN LTD.	268,000	1,950.00	522,600,000	9,200
AIRTECH JAPAN,LTD.	133,400	1,245.00	166,083,000	14,600
KAWATA MFG.CO.,LTD.	29,700	894.00	26,551,800	16,900

NISSEI PLASTIC INDUSTRIAL CO.,LTD.	211,700	1,039.00	219,956,300	
OKADA AIYON CORPORATION	31,900	2,418.00	77,134,200	
Y.A.C.HOLDINGS CO.,LTD.	120,600	2,642.00	318,625,200	3,500
KOMATSU LTD.	13,373,300	4,916.00	65,743,142,800	1,095,700
SUMITOMO HEAVY INDUSTRIES,LTD.	1,687,900	4,249.00	7,171,887,100	146,100
HITACHI CONSTRUCTION MACHINERY CO.,LTD.	1,136,200	4,529.00	5,145,849,800	
NIKKO CO.,LTD.	422,600	774.00	327,092,400	
TOMOE ENGINEERING CO.,LTD. (TOMOE KOGYO CO.,LTD.)	111,300	4,735.00	527,005,500	50,800
ISEKI & CO.,LTD.	267,100	1,034.00	276,181,400	49,600
TOWA CORPORATION	317,500	11,190.00	3,552,825,000	24,900
MARUYAMA MFG.CO.,INC.	15,900	2,461.00	39,129,900	200
KITAGAWA CORPORATION	112,100	1,527.00	171,176,700	
RORZE CORPORATION	149,100	33,800.00	5,039,580,000	
TAKAKITA CO.,LTD.	31,000	467.00	14,477,000	15,600
KUBOTA CORPORATION	14,916,100	2,257.00	33,665,637,700	4,835,000
EBARA JITSUGYO CO.,LTD.	150,300	4,330.00	650,799,000	
mitsubishi kakoki kaisha,LTD.	100,300	4,230.00	424,269,000	
TSUKISHIMA HOLDINGS CO.,LTD.	385,600	1,468.00	566,060,800	
TEIKOKU ELECTRIC MFG.CO.,LTD.	195,200	2,622.00	511,814,400	
TOKYO KIKAI SEISAKUSHO,LTD.	25,100	407.00	10,215,700	12,200
SINTOKOGIO,LTD.	576,600	1,137.00	655,594,200	
SHIBUYA CORPORATION	267,600	3,380.00	904,488,000	29,700
AICHI CORPORATION	393,900	1,261.00	496,707,900	100
KOMORI CORPORATION	702,700	1,376.00	966,915,200	
TSURUMI MANUFACTURING CO.,LTD.	217,900	4,360.00	950,044,000	200
NIPPON GEAR CO.,LTD.	36,200	563.00	20,380,600	
SAKAI HEAVY INDUSTRIES,LTD.	50,300	5,900.00	296,770,000	100
EBARA CORPORATION	5,854,400	2,464.00	14,425,241,600	670,500
ISHII IRON WORKS CO.,LTD.	10,800	2,990.00	32,292,000	4,600
TORISHIMA PUMP MFG.CO.,LTD.	245,500	3,100.00	761,050,000	500
HOKUETSU INDUSTRIES CO.,LTD.	286,800	2,265.00	649,602,000	71,600
DAIKIN INDUSTRIES,LTD.	3,406,100	23,225.00	79,106,672,500	201,400
ORGANO CORPORATION	342,800	7,870.00	2,697,836,000	200
TOYO KANETSU K.K.	96,700	3,905.00	377,613,500	
KURITA WATER INDUSTRIES LTD.	1,595,800	7,049.00	11,248,794,200	2,000
TSUBAKIMOTO CHAIN CO.	391,700	6,360.00	2,491,212,000	23,600
DAIDO KOGYO CO.,LTD.	41,600	936.00	38,937,600	
KIMURA CHEMICAL PLANTS CO.,LTD.	217,600	712.00	154,931,200	
ANEST IWATA CORPORATION	441,000	1,613.00	711,333,000	
DAIFUKU CO.,LTD.	4,814,900	2,994.00	14,415,810,600	
SAMCO INC.	68,000	4,250.00	289,000,000	47,900
KATO WORKS CO.,LTD.	48,400	1,269.00	61,419,600	

YUKEN KOGYO CO.,LTD.	15,700	2,387.00	37,475,900	1,100
TADANO LTD.	1,641,700	1,158.00	1,901,088,600	27,600
FUJITEC CO.,LTD.	666,800	4,307.00	2,871,907,600	15,800
CKD CORPORATION	789,100	3,355.00	2,647,430,500	400
HEIWA CORPORATION	843,500	2,065.00	1,741,827,500	46,400
RISO KAGAKU CORPORATION	228,200	3,150.00	718,830,000	2,500
SANKYO CO.,LTD.	2,746,600	1,813.50	4,980,959,100	300
JAPAN CASH MACHINE CO.,LTD.	344,800	1,107.00	381,693,600	244,300
MARS GROUP HOLDINGS CORPORATION	144,000	3,830.00	551,520,000	72,300
FUKUSHIMA GALILEI CO.LTD.	186,500	6,590.00	1,229,035,000	
OIZUMI CORPORATION	35,600	354.00	12,602,400	16,400
DAIKOKU DENKI CO.,LTD.	140,500	4,045.00	568,322,500	99,600
TAKEUCHI MFG.CO.,LTD.	517,600	5,810.00	3,007,256,000	
AMANO CORPORATION	809,800	4,083.00	3,306,413,400	
JUKI CORPORATION	441,800	543.00	239,897,400	35,400
SANDEN CORPORATION	141,700	182.00	25,789,400	102,700
JANOME CORPORATION	288,700	685.00	197,759,500	
MAX CO.,LTD.	401,700	3,700.00	1,486,290,000	100
GLORY LTD.	684,900	2,724.50	1,866,010,050	
SINKO INDUSTRIES LTD.	287,500	4,075.00	1,171,562,500	100
DAIWA INDUSTRIES LTD.	437,100	1,541.00	673,571,100	
SEGA SAMMY HOLDINGS INC.	2,548,300	2,468.50	6,290,478,550	2,500
TPR CO.,LTD.	362,400	2,445.00	886,068,000	
TSUBAKI NAKASHIMA CO.,LTD.	571,300	835.00	477,035,500	208,800
HOSHIZAKI CORPORATION	1,683,400	4,842.00	8,151,022,800	15,200
TAIHO KOGYO CO.,LTD.	246,500	785.00	193,502,500	112,700
NSK LTD.	5,281,900	801.00	4,230,801,900	94,000
NTN CORPORATION	6,187,400	319.40	1,976,255,560	1,559,100
JTEKT CORPORATION	2,538,500	1,113.00	2,825,350,500	
NACHI-FUJIKOSHI CORP.	210,600	3,385.00	712,881,000	53,800
NIPPON THOMPSON CO.,LTD.	776,500	623.00	483,759,500	8,100
THK CO.,LTD.	1,646,100	2,905.00	4,781,920,500	110,600
YUSHIN PRECISION EQUIPMENT CO.,LTD.	225,900	737.00	166,488,300	
MAEZAWA KYUSO INDUSTRIES CO.,LTD.	204,400	1,411.00	288,408,400	
EAGLE INDUSTRY CO.,LTD.	315,400	1,848.00	582,859,200	18,800
MAEZAWA INDUSTRIES,INC.	60,000	1,580.00	94,800,000	
PILLAR CORPORATION	264,500	5,440.00	1,438,880,000	5,500
KITZ CORPORATION	954,900	1,120.00	1,069,488,000	
MAKITA CORPORATION	3,253,800	4,545.00	14,788,521,000	600
mitsui E&S CO.,LTD.	1,415,800	1,445.00	2,045,831,000	748,700
HITACHI ZOSEN CORPORATION	2,517,300	1,054.00	2,653,234,200	562,800
mitsubishi heavy industries,LTD.	49,893,900	2,045.00	102,033,025,500	3,900
IHI CORPORATION	2,124,200	5,585.00	11,863,657,000	155,300

SANOYAS HOLDINGS CORPORATION	139,300	211.00	29,392,300	85,000
STAR MICRONICS CO.,LTD.	524,500	2,132.00	1,118,234,000	
NISSHINBO HOLDINGS INC.	2,144,700	1,071.00	2,296,973,700	9,100
IBIDEN CO.,LTD.	1,488,000	6,639.00	9,878,832,000	542,700
KONICA MINOLTA,INC.	6,372,100	461.40	2,940,086,940	100
BROTHER INDUSTRIES,LTD.	3,812,000	3,041.00	11,592,292,000	200
MINEBEA MITSUMI INC.	4,962,700	3,515.00	17,443,890,500	44,300
HITACHI,LTD.	68,561,900	3,646.00	249,976,687,400	3,170,500
mitsubishi electric corporation	31,253,000	2,734.50	85,461,328,500	4,054,500
FUJI ELECTRIC CO.,LTD.	1,734,900	9,325.00	16,177,942,500	
TOYO DENKI SEIZO K.K. (TOYO ELECTRIC MFG.CO.,LTD.)	34,000	1,076.00	36,584,000	3,800
YASKAWA ELECTRIC CORPORATION	3,099,000	5,710.00	17,695,290,000	191,100
SINFONIA TECHNOLOGY CO.,LTD.	314,700	3,600.00	1,132,920,000	
MEIDENSHA CORPORATION	529,000	3,545.00	1,875,305,000	300
ORIGIN COMPANY,LIMITED	21,200	1,330.00	28,196,000	
SANYO DENKI CO.,LTD.	123,300	7,110.00	876,663,000	15,000
DENYO CO.,LTD.	217,400	2,644.00	574,805,600	100
PHC HOLDINGS CORPORATION	533,600	1,151.00	614,173,600	402,900
KOKUSAI ELECTRIC CORPORATION	1,489,000	5,520.00	8,219,280,000	1,046,400
SOCIONEXT INC.	2,079,800	3,914.00	8,140,337,200	289,100
TOSHIBA TEC CORPORATION	365,300	3,570.00	1,304,121,000	
SHIBAURA MECHATRONICS CORPORATION	162,400	8,950.00	1,453,480,000	114,600
MABUCHI MOTOR CO.,LTD.	1,403,100	2,350.00	3,297,285,000	92,700
NIDEC CORPORATION	6,299,100	6,902.00	43,476,388,200	988,700
UMC ELECTRONICS CO.,LTD.	179,200	385.00	68,992,000	15,900
TOREX SEMICONDUCTOR LTD.	146,500	1,825.00	267,362,500	24,900
TAKAOKA TOKO CO.,LTD.	171,900	1,981.00	340,533,900	14,000
W-SCOPE CORPORATION	816,700	531.00	433,667,700	573,800
DAIHEN CORPORATION	270,500	8,230.00	2,226,215,000	18,100
YA-MAN LTD.	554,700	810.00	449,307,000	393,100
JVCKENWOOD CORPORATION	2,252,200	875.00	1,970,675,000	
MIMAKI ENGINEERING CO.,LTD.	270,800	1,928.00	522,102,400	500
I-PEX INC.	197,800	2,149.00	425,072,200	
OSAKI ELECTRIC CO.,LTD.	611,800	687.00	420,306,600	
OMRON CORPORATION	2,178,700	5,707.00	12,433,840,900	22,100
NITTO KOGYO CORPORATION	384,700	3,515.00	1,352,220,500	22,600
IDEC CORPORATION	421,200	2,948.00	1,241,697,600	56,700
SEIKO ELECTRIC CO.,LTD.	32,000	1,411.00	45,152,000	2,900
FUJI ELECTRIC INDUSTRY CO.,LTD.	19,000	1,152.00	21,888,000	14,100
GS YUASA CORPORATION	1,113,300	3,133.00	3,487,968,900	
SAXA,INC.	21,800	2,641.00	57,573,800	3,000
MELCO HOLDINGS INC.	89,500	3,380.00	302,510,000	
TECHNO MEDICA CO.,LTD.	69,400	1,827.00	126,793,800	8,800

DIAMOND ELECTRIC HOLDINGS CO.,LTD.	106,000	700.00	74,200,000	43,800
NEC CORPORATION	3,747,000	13,750.00	51,521,250,000	
FUJITSU LIMITED	26,254,600	2,628.00	68,997,088,800	100
OKI ELECTRIC INDUSTRY COMPANY,LIMITED	1,289,900	1,030.00	1,328,597,000	600
IWATSU ELECTRIC CO.,LTD.	44,700	1,351.00	60,389,700	25,100
DKK CO.,LTD.	115,100	2,124.00	244,472,400	100
SANKEN ELECTRIC CO.,LTD.	265,100	7,274.00	1,928,337,400	
NAKAYO,INC.	15,200	1,148.00	17,449,600	4,200
AIPHONE CO.,LTD.	154,000	3,120.00	480,480,000	100
RENESAS ELECTRONICS CORPORATION	17,784,700	3,275.00	58,244,892,500	76,800
SEIKO EPSON CORPORATION	3,660,600	2,568.00	9,400,420,800	
WACOM CO.,LTD.	2,005,000	813.00	1,630,065,000	43,800
ULVAC, INC.	625,700	10,635.00	6,654,319,500	500
AXELL CORPORATION	127,900	1,485.00	189,931,500	15,400
EIZO CORPORATION	209,000	4,870.00	1,017,830,000	62,100
JAPAN DISPLAY INC.	12,298,100	19.00	233,663,900	8,708,900
NIPPON SIGNAL COMPANY,LIMITED	649,700	1,009.00	655,547,300	
KYOSAN ELECTRIC MANUFACTURING CO.,LTD.	597,500	695.00	415,262,500	
NOHMI BOSAI LTD.	385,600	2,445.00	942,792,000	
HOCHIKI CORPORATION	213,100	2,163.00	460,935,300	98,600
SEIWA ELECTRIC MFG.CO.,LTD.	42,000	583.00	24,486,000	
ELECOM CO.,LTD.	681,900	1,639.00	1,117,634,100	
PANASONIC HOLDINGS CORPORATION	33,704,300	1,326.50	44,708,753,950	6,713,700
SHARP CORPORATION	4,809,400	941.90	4,529,973,860	3,361,300
ANRITSU CORPORATION	2,009,400	1,198.50	2,408,265,900	
FUJITSU GENERAL LIMITED	808,700	2,086.00	1,686,948,200	
SONY GROUP CORPORATION	19,782,600	13,910.00	275,175,966,000	Collateral Securities581,900 Loaned Securities 985,400
TDK CORPORATION	4,517,600	10,720.00	48,428,672,000	500
TEIKOKU TSUSHIN KOGYO CO.,LTD.	124,900	2,129.00	265,912,100	
TAMURA CORPORATION	1,136,700	708.00	804,783,600	525,700
ALPS ALPINE CO.,LTD.	2,548,100	1,542.50	3,930,444,250	422,600
IKEGAMI TSUSHINKI CO.,LTD.	30,000	813.00	24,390,000	2,000
NIHON DEMPA KOGYO CO.,LTD.	342,100	1,465.00	501,176,500	46,700
SUZUKI CO.,LTD.	152,200	1,408.00	214,297,600	
MEIKO ELECTRONICS CO.,LTD.	283,100	7,100.00	2,010,010,000	
NIHON TRIM CO.,LTD.	64,000	3,470.00	222,080,000	
ROLAND DG CORPORATION	65,100	5,340.00	347,634,000	
FOSTER ELECTRIC COMPANY,LIMITED	211,200	1,665.00	351,648,000	
SMK CORPORATION	76,100	2,501.00	190,326,100	3,400
YOKOWO CO.,LTD.	251,900	2,037.00	513,120,300	100
TEAC CORPORATION	155,700	126.00	19,618,200	114,100

HOSIDEN CORPORATION	648,700	2,132.00	1,383,028,400	336,900
HIROSE ELECTRIC CO.,LTD.	421,200	18,130.00	7,636,356,000	200
JAPAN AVIATION ELECTRONICS INDUSTRY,LIMITED	682,500	2,571.00	1,754,707,500	
TOA CORPORATION	324,500	1,061.00	344,294,500	
MAXELL,LTD.	630,000	1,823.00	1,148,490,000	13,700
FURUNO ELECTRIC CO.,LTD.	370,600	2,240.00	830,144,000	52,000
SUMIDA CORPORATION	383,900	1,101.00	422,673,900	270,700
ICOM INCORPORATED	109,800	3,075.00	337,635,000	
RION CO.,LTD.	117,200	2,809.00	329,214,800	
YOKOGAWA ELECTRIC CORPORATION	3,121,500	3,953.00	12,339,289,500	
SHINDENGEN ELECTRIC MANUFACTURING CO.,LTD.	109,200	2,936.00	320,611,200	
AZBIL CORPORATION	1,943,300	4,478.00	8,702,097,400	109,900
DKK-TOA CORPORATION	44,100	850.00	37,485,000	
NIHON KOHDEN CORPORATION	2,423,300	2,312.50	5,603,881,250	4,200
CHINO CORPORATION	117,400	2,492.00	292,560,800	35,700
KYOWA ELECTRONIC INSTRUMENTS CO.,LTD.	88,000	446.00	39,248,000	
JAPAN ELECTRONIC MATERIALS CORPORATION	173,600	3,760.00	652,736,000	7,500
HORIBA,LTD.	539,200	13,420.00	7,236,064,000	84,200
ADVANTEST CORPORATION	8,093,400	6,625.00	53,618,775,000	231,900
ONO SOKKI CO.,LTD.	38,700	671.00	25,967,700	10,200
ESPEC CORP.	226,100	3,055.00	690,735,500	20,200
KEYENCE CORPORATION	2,826,100	73,020.00	206,361,822,000	Collateral Securities82,300 Loaned Securities 78,800
HIOKI E.E. CORPORATION	133,300	6,860.00	914,438,000	92,400
SYSMEX CORPORATION	7,313,400	2,494.50	18,243,276,300	
MICRONICS JAPAN CO.,LTD.	507,400	7,010.00	3,556,874,000	
MEGACHIPS CORPORATION	223,200	4,020.00	897,264,000	
OBARA GROUP INCORPORATED	176,400	4,190.00	739,116,000	86,200
SAWAFUJI ELECTRIC CO.,LTD.	11,000	1,259.00	13,849,000	5,000
HARADA INDUSTRY CO.,LTD.	41,400	588.00	24,343,200	18,400
COSEL CO.,LTD.	301,800	1,231.00	371,515,800	11,100
IRISO ELECTRONICS CO.,LTD.	259,700	3,115.00	808,965,500	
OPTEX GROUP COMPANY,LIMITED	518,200	1,699.00	880,421,800	
CHIYODA INTEGRE CO.,LTD.	110,600	3,275.00	362,215,000	3,000
LASERTEC CORPORATION	1,294,800	33,970.00	43,984,356,000	112,700
STANLEY ELECTRIC CO.,LTD.	1,808,500	2,842.00	5,139,757,000	
USHIO INC.	1,249,200	2,135.00	2,667,042,000	
OKAYA ELECTRIC INDUSTRIES CO.,LTD.	72,600	253.00	18,367,800	44,200
HELIOS TECHNO HOLDING CO.,LTD.	93,900	860.00	80,754,000	65,500
ENOMOTO CO.,LTD.	26,100	1,543.00	40,272,300	6,400

NIPPON CERAMIC CO.,LTD.	230,100	2,549.00	586,524,900	84,400
ENDO LIGHTING CORPORATION	42,100	1,580.00	66,518,000	18,900
THE FURUKAWA BATTERY CO.,LTD.	207,900	1,246.00	259,043,400	8,900
YAMAICHI ELECTRONICS CO.,LTD.	253,700	3,140.00	796,618,000	
ZUKEN INC.	235,100	4,060.00	954,506,000	
JEOL LTD.	707,700	7,033.00	4,977,254,100	
CASIO COMPUTER CO.,LTD.	2,041,100	1,193.00	2,435,032,300	404,300
FANUC CORPORATION	13,670,000	4,397.00	60,106,990,000	1,400
CMK CORPORATION	662,400	586.00	388,166,400	2,300
ENPLAS CORPORATION	82,300	8,330.00	685,559,000	58,500
DAISHINKU CORP.	420,600	758.00	318,814,800	50,000
ROHM COMPANY LIMITED	5,222,700	2,312.00	12,074,882,400	3,105,300
HAMAMATSU PHOTONICS K.K.	2,267,100	4,255.00	9,646,510,500	300
MITSUI HIGH-TEC, INC.	250,200	6,194.00	1,549,738,800	159,500
SHINKO ELECTRIC INDUSTRIES CO.,LTD.	999,600	5,695.00	5,692,722,000	507,100
KYOCERA CORPORATION	17,552,000	1,912.50	33,568,200,000	136,900
TAIYO YUDEN CO.,LTD.	1,375,600	4,656.00	6,404,793,600	601,800
MURATA MANUFACTURING CO.,LTD.	25,234,100	3,574.00	90,186,673,400	447,300
FUTABA CORPORATION	537,900	635.00	341,566,500	20,400
HOKURIKU ELECTRIC INDUSTRY CO.,LTD.	35,200	1,388.00	48,857,600	
NICHICON CORPORATION	741,600	1,197.00	887,695,200	37,100
NIPPON CHEMI-CON CORPORATION	300,500	1,625.00	488,312,500	82,000
KOA CORPORATION	427,600	1,524.00	651,662,400	
ICHIKOH INDUSTRIES,LTD.	508,800	508.00	258,470,400	
KOITO MANUFACTURING CO.,LTD.	2,926,700	2,272.00	6,649,462,400	2,004,900
MITSUBA CORPORATION	529,700	1,154.00	611,273,800	
SCREEN HOLDINGS CO.,LTD.	965,900	16,210.00	15,657,239,000	21,400
CANON ELECTRONICS INC.	312,100	2,281.00	711,900,100	
CANON INC.	14,089,700	4,434.00	62,473,729,800	
RICOH COMPANY,LTD.	7,082,800	1,413.00	10,007,996,400	
ZOJIRUSHI CORPORATION	766,900	1,499.00	1,149,583,100	118,400
MUTOH HOLDINGS CO.,LTD.	12,800	2,501.00	32,012,800	1,300
TOKYO ELECTRON LIMITED	5,978,700	36,040.00	215,472,348,000	176,500
INNOTECH CORPORATION	188,100	1,760.00	331,056,000	
TOYOTA BOSHOKU CORPORATION	1,189,500	2,119.00	2,520,550,500	383,300
ASHIMORI INDUSTRY CO.,LTD.	19,200	2,408.00	46,233,600	5,900
UNIPRES CORPORATION	507,000	1,369.00	694,083,000	2,900
TOYOTA INDUSTRIES CORPORATION	2,409,500	13,900.00	33,492,050,000	1,300
MORITA HOLDINGS CORPORATION	495,600	1,800.00	892,080,000	144,400
SANOH INDUSTRIAL CO.,LTD.	431,200	1,035.00	446,292,000	105,600
DENSO CORPORATION	23,306,300	2,527.50	58,906,673,250	4,300
TOKAI RIKA CO.,LTD.	796,400	2,137.00	1,701,906,800	59,900
KAWASAKI HEAVY INDUSTRIES,LTD.	2,306,000	6,106.00	14,080,436,000	115,000

NAMURA SHIPBUILDING CO.,LTD.	791,100	2,487.00	1,967,465,700	489,700
NIPPON SHARYO,LTD.	93,000	2,689.00	250,077,000	
MITSUBISHI LOGISNEXT CO.,LTD.	451,000	1,534.00	691,834,000	65,000
THE KINKI SHARYO CO.,LTD.	13,100	1,909.00	25,007,900	2,400
NISSAN MOTOR CO.,LTD.	37,169,000	560.50	20,833,224,500	6,891,900
ISUZU MOTORS LIMITED	7,932,000	2,192.50	17,390,910,000	500
TOYOTA MOTOR CORPORATION	150,169,500	3,285.00	493,306,807,500	Collateral Securities 4,517,100 Loaned Securities 4,146,700
HINO MOTORS,LTD.	4,249,000	420.60	1,787,129,400	
MITSUBISHI MOTORS CORPORATION	11,020,100	457.50	5,041,695,750	4,772,600
F-TECH INC.	65,300	642.00	41,922,600	45,700
LECIP HOLDINGS CORPORATION	40,400	666.00	26,906,400	1,700
GMB CORPORATION	18,500	1,481.00	27,398,500	13,700
FALTEC CO.,LTD.	17,800	564.00	10,039,200	12,600
MUSASHI SEIMITSU INDUSTRY CO.,LTD.	690,600	1,861.00	1,285,206,600	3,000
NISSAN SHATAI CO.,LTD.	286,100	971.00	277,803,100	88,900
SHINMAYWA INDUSTRIES,LTD.	813,400	1,487.00	1,209,525,800	100
KYOKUTO KAIHATSU KOGYO CO.,LTD.	466,500	2,514.00	1,172,781,000	
TOPY INDUSTRIES,LIMITED	228,900	2,428.00	555,769,200	
TRAD CO.,LTD.	62,700	3,610.00	226,347,000	
AKEBONO BRAKE INDUSTRY CO.,LTD.	1,724,000	167.00	287,908,000	
TACHI-S CO.,LTD.	521,200	1,995.00	1,039,794,000	
NOK CORPORATION	1,097,400	2,144.00	2,352,825,600	
FUTABA INDUSTRIAL CO.,LTD.	757,100	863.00	653,377,300	
KYB CORPORATION	266,600	5,250.00	1,399,650,000	
DAIDO METAL CO.,LTD.	552,100	616.00	340,093,600	
PRESS KOGYO CO.,LTD.	1,128,400	654.00	737,973,600	258,400
MIKUNI CORPORATION	118,700	407.00	48,310,900	2,500
PACIFIC INDUSTRIAL CO.,LTD.	647,700	1,526.00	988,390,200	230,800
KASAI KOGYO CO.,LTD.	150,300	203.00	30,510,900	95,600
AISIN CORPORATION	2,179,000	5,250.00	11,439,750,000	313,400
MAZDA MOTOR CORPORATION	9,343,900	1,529.50	14,291,495,050	127,800
IMASEN ELECTRIC INDUSTRIAL CO.,LTD.	59,500	618.00	36,771,000	
HONDA MOTOR CO.,LTD.	66,932,200	1,700.00	113,784,740,000	300,500
SUZUKI MOTOR CORPORATION	20,753,500	1,780.00	36,941,230,000	194,500
SUBARU CORPORATION	8,760,500	3,475.00	30,442,737,500	600
YASUNAGA CORPORATION	41,000	590.00	24,190,000	29,000
YAMAHA MOTOR CO.,LTD.	12,208,800	1,595.50	19,479,140,400	464,000
TBK CO.,LTD.	102,600	309.00	31,703,400	40,800
EXEDY CORPORATION	462,000	3,045.00	1,406,790,000	
TOYODA GOSEI CO.,LTD.	808,900	2,762.00	2,234,181,800	700
AISAN INDUSTRY CO.,LTD.	468,400	1,402.00	656,696,800	
MEIWA INDUSTRY CO.,LTD.	13,300	1,027.00	13,659,100	9,400

NIHON PLAST CO.,LTD.	80,000	431.00	34,480,000	56,400
YOROZU CORPORATION	264,700	1,175.00	311,022,500	11,200
F.C.C.CO.,LTD.	500,500	2,302.00	1,152,151,000	
SHIMANO INC.	1,138,600	24,500.00	27,895,700,000	
TS TECH CO.,LTD.	1,005,700	1,914.50	1,925,412,650	16,600
JAMCO CORPORATION	153,300	1,602.00	245,586,600	42,000
TERUMO CORPORATION	15,747,400	2,739.50	43,140,002,300	
CREATE MEDIC CO.,LTD.	30,600	964.00	29,498,400	15,000
NIKKISO CO.,LTD.	657,700	1,166.00	766,878,200	
JAPAN MEDICAL DYNAMIC MARKETING,INC.	223,700	673.00	150,550,100	100
SHIMADZU CORPORATION	3,753,100	4,198.00	15,755,513,800	62,800
JMS CO.,LTD.	261,300	531.00	138,750,300	
KUBOTEK CORPORATION	26,100	213.00	5,559,300	19,500
NAGANO KEIKI CO.,LTD.	205,300	3,425.00	703,152,500	67,300
V TECHNOLOGY CO.,LTD.	148,700	3,180.00	472,866,000	60,100
TOKYO KEIKI INC.	216,500	3,845.00	832,442,500	9,400
AICHI TOKEI DENKI CO.,LTD.	122,200	2,208.00	269,817,600	
INTER ACTION CORPORATION	170,200	1,657.00	282,021,400	9,900
OVAL CORPORATION	83,000	468.00	38,844,000	1,600
TOKYO SEIMITSU CO.,LTD.	578,900	12,740.00	7,375,186,000	200
MANI,INC.	1,130,100	1,985.00	2,243,248,500	367,800
NIKON CORPORATION	4,084,200	1,680.00	6,861,456,000	93,400
TOPCON CORPORATION	1,373,200	1,829.50	2,512,269,400	8,900
OLYMPUS CORPORATION	16,173,300	2,627.50	42,495,345,750	5,300
RIKEN KEIKI CO.,LTD.	399,900	4,095.00	1,637,590,500	21,700
TAMRON CO.,LTD.	340,200	4,075.00	1,386,315,000	200
HOYA CORPORATION	5,561,200	19,565.00	108,804,878,000	900
SEED CO.,LTD.	56,300	570.00	32,091,000	10,500
NORITSU KOKI CO.,LTD.	267,600	4,410.00	1,180,116,000	700
A&D HOLON HOLDINGS COMPANY,LIMITED	411,800	3,370.00	1,387,766,000	
ASAHI INTECC CO.,LTD.	3,443,400	2,260.00	7,782,084,000	800
CITIZEN WATCH CO.,LTD.	2,598,700	1,075.00	2,793,602,500	2,100
RHYTHM CO.,LTD.	21,300	3,770.00	80,301,000	14,900
DAIKEN MEDICAL CO.,LTD.	80,700	546.00	44,062,200	2,200
MENICON CO.,LTD.	971,600	1,309.00	1,271,824,400	
SINCERE CO.,LTD.	10,800	449.00	4,849,200	2,000
SHOFU INC.	127,600	4,890.00	623,964,000	300
SEIKO GROUP CORPORATION	393,600	4,805.00	1,891,248,000	23,800
NIPRO CORPORATION	2,354,600	1,267.00	2,983,278,200	150,900
KYORITSU CO.,LTD.	140,400	173.00	24,289,200	22,200
NAKAMOTO PACKS CO.,LTD.	31,100	1,651.00	51,346,100	7,600
PARAMOUNT BED HOLDINGS CO.,LTD.	587,100	2,647.00	1,554,053,700	1,100

TRANSACTION CO.,LTD.	186,200	1,796.00	334,415,200	1,500
SHOBIDO CORPORATION	25,500	561.00	14,305,500	
NIHON FLUSH CO.,LTD.	264,700	921.00	243,788,700	11,500
MAEDA KOSEN CO.,LTD.	503,500	1,630.00	820,705,000	
EIDAI CO.,LTD.	111,200	245.00	27,244,000	
ARTNATURE INC.	254,400	804.00	204,537,600	
FURUYA METAL CO.,LTD.	268,200	4,460.00	1,196,172,000	125,800
BANDAI NAMCO HOLDINGS INC.	7,669,300	3,076.00	23,590,766,800	134,000
IFIS JAPAN LTD.	26,000	630.00	16,380,000	
SHOEI CO.,LTD.	794,400	1,982.00	1,574,500,800	562,900
FRANCE BED HOLDINGS CO.,LTD.	365,100	1,218.00	444,691,800	77,100
PILOT CORPORATION	397,500	4,355.00	1,731,112,500	17,400
HAGIHARA INDUSTRIES INC.	188,800	1,537.00	290,185,600	400
FUJI SEAL INTERNATIONAL,INC.	572,000	2,368.00	1,354,496,000	
TOMY COMPANY,LTD.	1,285,500	3,206.00	4,121,313,000	
KOSAIDO HOLDINGS CO.,LTD.	822,100	567.00	466,130,700	253,400
ESTELLE HOLDINGS CO.,LTD.	21,800	654.00	14,257,200	
TAKANO CO.,LTD.	34,900	901.00	31,444,900	800
PRONEXUS INC.	292,800	1,287.00	376,833,600	
HOKUSHIN CO.,LTD.	72,300	121.00	8,748,300	52,900
WOOD ONE CO.,LTD.	34,300	917.00	31,453,100	25,500
TOPPAN HOLDINGS INC.	3,366,700	4,552.00	15,325,218,400	356,500
DAI NIPPON PRINTING CO.,LTD.	2,928,700	5,386.00	15,773,978,200	244,000
KYODO PRINTING CO.,LTD.	79,600	4,020.00	319,992,000	
NISSHA CO.,LTD.	483,500	1,945.00	940,407,500	
MITSUMURA PRINTING CO.,LTD.	7,900	1,600.00	12,640,000	4,300
TAKARA & COMPANY LTD.	166,700	3,015.00	502,600,500	400
ASICS CORPORATION	9,627,700	2,521.50	24,276,245,550	98,300
TSUTSUMI JEWELRY CO.,LTD.	66,000	2,180.00	143,880,000	
ROLAND CORPORATION	208,300	3,960.00	824,868,000	61,300
KOMATSU WALL INDUSTRY CO.,LTD.	115,200	3,235.00	372,672,000	33,200
YAMAHA CORPORATION	1,780,700	3,632.00	6,467,502,400	41,200
KAWAI MUSICAL INSTRUMENTS MANUFACTURING CO.,LTD.	85,700	3,340.00	286,238,000	300
CLEANUP CORPORATION	276,800	735.00	203,448,000	
PIGEON CORPORATION	1,799,200	1,440.00	2,590,848,000	665,400
KING JIM CO.,LTD.	249,200	868.00	216,305,600	176,600
LINTEC CORPORATION	567,100	3,420.00	1,939,482,000	
ITOKI CORPORATION	538,600	1,593.00	857,989,800	9,700
NINTENDO CO.,LTD.	17,834,800	8,791.00	156,785,726,800	825,300
MINITAB CORPORATION	391,000	2,632.00	1,029,112,000	31,200
TAKARA STANDARD CO.,LTD.	577,600	1,733.00	1,000,980,800	300
KOKUYO CO.,LTD.	1,155,500	2,617.50	3,024,521,250	197,600
NAKABAYASHI CO.,LTD.	304,200	547.00	166,397,400	

GLOBERIDE,INC.	253,500	2,059.00	521,956,500	
OKAMURA CORPORATION	850,400	2,180.00	1,853,872,000	
MIZUNO CORPORATION	280,800	7,500.00	2,106,000,000	100
TOKYO ELECTRIC POWER COMPANY HOLDINGS,INCORPORATED	25,464,400	827.50	21,071,791,000	7,069,000
CHUBU ELECTRIC POWER COMPANY,INCORPORATED	10,409,600	1,851.00	19,268,169,600	310,900
THE KANSAI ELECTRIC POWER COMPANY,INCORPORATED	10,908,200	2,611.50	28,486,764,300	
THE CHUGOKU ELECTRIC POWER COMPANY,INCORPORATED	4,907,700	1,010.00	4,956,777,000	795,000
HOKURIKU ELECTRIC POWER COMPANY	2,888,500	979.10	2,828,130,350	1,787,700
TOHOKU ELECTRIC POWER COMPANY,INCORPORATED	7,437,300	1,349.50	10,036,636,350	100
SHIKOKU ELECTRIC POWER COMPANY,INCORPORATED	2,630,800	1,332.50	3,505,541,000	396,700
KYUSHU ELECTRIC POWER COMPANY,INCORPORATED	6,511,900	1,543.50	10,051,117,650	100
HOKKAIDO ELECTRIC POWER COMPANY,INCORPORATED	2,729,200	1,085.00	2,961,182,000	415,500
THE OKINAWA ELECTRIC POWER COMPANY,INCORPORATED	721,700	1,065.00	768,610,500	257,600
ELECTRIC POWER DEVELOPMENT CO.,LTD.	2,320,400	2,443.50	5,669,897,400	
EF-ON INC.	205,600	402.00	82,651,200	
EREX CO.,LTD.	503,000	695.00	349,585,000	252,100
RENOVA,INC.	753,900	947.00	713,943,300	535,100
TOKYO GAS CO.,LTD.	5,499,400	3,403.00	18,714,458,200	160,500
OSAKA GAS CO.,LTD.	5,629,300	3,329.00	18,739,939,700	274,200
TOHO GAS CO.,LTD.	1,223,100	3,846.00	4,704,042,600	92,700
HOKKAIDO GAS CO.,LTD.	168,600	3,205.00	540,363,000	7,000
HIROSHIMA GAS CO.,LTD.	596,900	388.00	231,597,200	
SAIBU GAS HOLDINGS CO.,LTD.	294,600	1,976.00	582,129,600	11,700
SHIZUOKA GAS CO.,LTD.	563,400	929.00	523,398,600	
METAWATER CO.,LTD.	338,400	1,952.00	660,556,800	14,000
SBS HOLDINGS,INC.	251,700	2,641.00	664,739,700	65,200
TOBU RAILWAY CO.,LTD.	3,103,000	2,628.50	8,156,235,500	213,100
SOTETSU HOLDINGS,INC.	1,010,900	2,350.00	2,375,615,000	
TOKYU CORPORATION	7,921,200	1,717.00	13,600,700,400	463,700
KEIKYU CORPORATION	3,495,600	1,164.50	4,070,626,200	178,300
ODAKYU ELECTRIC RAILWAY CO.,LTD.	4,671,300	1,534.00	7,165,774,200	1,274,500
KEIO CORPORATION	1,358,000	3,663.00	4,974,354,000	106,600
KEISEI ELECTRIC RAILWAY CO.,LTD.	1,821,300	5,162.00	9,401,550,600	
FUJI KYUKO CO.,LTD.	347,900	2,997.00	1,042,656,300	7,100
EAST JAPAN RAILWAY COMPANY	15,569,200	2,599.00	40,464,350,800	980,500
WEST JAPAN RAILWAY COMPANY	6,701,700	2,895.00	19,401,421,500	189,700
CENTRAL JAPAN RAILWAY COMPANY	10,880,700	3,465.00	37,701,625,500	1,077,200
SEIBU HOLDINGS INC.	3,417,000	2,208.50	7,546,444,500	22,000

KONOIKE TRANSPORT CO.,LTD.	481,300	2,307.00	1,110,359,100	
NISHI-NIPPON RAILROAD CO.,LTD.	754,500	2,458.00	1,854,561,000	21,100
HAMAKYOREX CO.,LTD.	241,000	4,480.00	1,079,680,000	
SAKAI MOVING SERVICE CO.,LTD.	313,000	2,568.00	803,784,000	36,500
KINTETSU GROUP HOLDINGS CO.,LTD.	2,819,800	3,431.00	9,674,733,800	669,100
HANKYU HANSHIN HOLDINGS,INC.	3,760,600	4,269.00	16,054,001,400	7,800
NANKAI ELECTRIC RAILWAY CO.,LTD.	1,257,900	2,628.50	3,306,390,150	
KEIHAN HOLDINGS CO.,LTD.	1,554,300	2,818.50	4,380,794,550	100
KOBE ELECTRIC RAILWAY CO.,LTD.	76,700	2,758.00	211,538,600	54,200
NAGOYA RAILROAD CO., LTD.	2,909,100	1,749.50	5,089,470,450	2,026,200
SANYO ELECTRIC RAILWAY CO.,LTD.	212,300	2,036.00	432,242,800	97,200
ALPS LOGISTICS CO.,LTD.	224,900	5,730.00	1,288,677,000	500
YAMATO HOLDINGS CO.,LTD.	3,427,400	1,797.00	6,159,037,800	888,300
SANKYU INC.	680,600	5,418.00	3,687,490,800	
MARUWN CORPORATION	55,000	393.00	21,615,000	8,900
MARUZEN SHOWA UNYU CO.,LTD.	174,200	5,230.00	911,066,000	5,200
SENKO GROUP HOLDINGS CO.,LTD.	1,493,300	1,112.00	1,660,549,600	496,300
TONAMI HOLDINGS CO.,LTD.	61,900	6,370.00	394,303,000	7,000
NIKKON HOLDINGS CO.,LTD.	868,400	3,572.00	3,101,924,800	79,900
JAPAN OIL TRANSPORTATION CO.,LTD.	9,500	3,040.00	28,880,000	
FUKUYAMA TRANSPORTING CO.,LTD.	258,400	3,915.00	1,011,636,000	2,500
SEINO HOLDINGS CO.,LTD.	1,586,000	2,187.50	3,469,375,000	976,100
S LINE GROUP CO.,LTD.	26,400	1,452.00	38,332,800	
KANAGAWA CHUO KOTSU CO.,LTD.	79,900	3,155.00	252,084,500	1,700
AZ-COM MARUWA HOLDINGS INC.	721,000	1,146.00	826,266,000	264,000
CHILLED & FROZEN LOGISTICS HOLDINGS CO.,LTD.	271,400	5,730.00	1,555,122,000	200
KYUSHU RAILWAY COMPANY	1,994,000	3,498.00	6,975,012,000	7,300
SG HOLDINGS CO.,LTD.	4,735,500	1,427.50	6,759,926,250	177,800
NIPPON EXPRESS HOLDINGS,INC.	957,100	7,327.00	7,012,671,700	378,300
NIPPON YUSEN KABUSHIKI KAISHA	7,304,900	4,792.00	35,005,080,800	432,800
MITSUMI O.S.K.LINES,LTD.	6,125,400	4,990.00	30,565,746,000	4,133,700
KAWASAKI KISEN KAISHA,LTD.	6,795,200	2,580.00	17,531,616,000	5,068,600
NS UNITED KAIUN KAISHA,LTD.	151,900	5,110.00	776,209,000	63,800
MEIJI SHIPPING GROUP CO.,LTD.	102,600	732.00	75,103,200	71,600
IINO KAIUN KAISHA,LTD.	1,035,300	1,330.00	1,376,949,000	10,100
KYOEI TANKER CO.,LTD.	17,000	1,264.00	21,488,000	12,600
INUI GLOBAL LOGISTICS CO.,LTD.	330,500	1,183.00	390,981,500	234,200
JAPAN AIRLINES CO.,LTD.	6,926,800	2,541.50	17,604,462,200	210,800
ANA HOLDINGS INC.	7,674,000	2,997.00	22,998,978,000	5,354,100
PASCO CORPORATION	18,300	1,867.00	34,166,100	
TRANCOM CO.,LTD.	81,800	6,220.00	508,796,000	4,100
NISSIN CORPORATION	214,100	4,675.00	1,000,917,500	
MITSUBISHI LOGISTICS CORPORATION	672,600	5,350.00	3,598,410,000	29,800

MITSUI-SOKO HOLDINGS CO.,LTD.	263,700	4,675.00	1,232,797,500	40,600
THE SUMITOMO WAREHOUSE CO.,LTD.	753,400	2,663.00	2,006,304,200	30,200
THE SHIBUSAWA WAREHOUSE CO.,LTD.	128,600	3,090.00	397,374,000	
TOYO LOGISTICS CO.,LTD.	24,900	1,508.00	37,549,200	
JAPAN TRANCITY CORPORATION	567,400	1,005.00	570,237,000	
THE KEIHIN CO.,LTD.	16,600	2,138.00	35,490,800	
CHUO WAREHOUSE CO.,LTD.	151,100	1,276.00	192,803,600	103,500
KAWANISHI WAREHOUSE CO.,LTD.	17,700	1,209.00	21,399,300	10,700
YASUDA LOGISTICS CORPORATION	192,400	1,612.00	310,148,800	37,300
PHYZ HOLDINGS INC.	13,700	1,117.00	15,302,900	1,900
TOYO WHARF & WAREHOUSE CO.,LTD.	27,000	1,361.00	36,747,000	
KAMIGUMI CO.,LTD.	1,302,400	3,419.00	4,452,905,600	3,000
SANRITSU CORPORATION	22,800	882.00	20,109,600	
KIMURA UNITY CO.,LTD.	44,800	1,685.00	75,488,000	900
K. R. S. CORPORATION	144,600	1,951.00	282,114,600	2,500
AZUMA SHIPPING CO.,LTD.	54,900	299.00	16,415,100	
AIT CORPORATION	176,800	1,873.00	331,146,400	2,800
NAIGAI TRANS LINE LTD.	113,000	2,775.00	313,575,000	7,200
NIPPON CONCEPT CORPORATION	102,500	1,783.00	182,757,500	
NEC NETWORKS & SYSTEM INTEGRATION CORPORATION	1,104,200	2,450.00	2,705,290,000	9,600
CROSS CAT CO.,LTD.	179,600	1,333.00	239,406,800	1,400
SYSTEMA CORPORATION	4,286,900	352.00	1,508,988,800	1,900
DIGITAL ARTS INC.	179,200	4,890.00	876,288,000	
NS SOLUTIONS CORPORATION	966,600	2,800.00	2,706,480,000	4,500
CUBE SYSTEM INC.	149,700	1,157.00	173,202,900	32,300
CORE CORPORATION	125,400	1,948.00	244,279,200	
TEMAIRAZU,INC.	47,900	3,450.00	165,255,000	18,500
RACCOON HOLDINGS,INC.	211,400	575.00	121,555,000	142,600
SOLITON SYSTEMS K.K.	146,000	1,279.00	186,734,000	20,600
SOFTCREATE HOLDINGS CORP.	232,800	1,941.00	451,864,800	63,200
TIS INC.	2,994,600	3,071.00	9,196,416,600	58,400
TECMIRA HOLDINGS INC.	43,500	400.00	17,400,000	30,400
GREE,INC.	949,400	547.00	519,321,800	1,200
GMO PEPABO,INC.	34,700	1,476.00	51,217,200	19,800
KOEI TECMO HOLDINGS CO.,LTD.	1,775,200	1,372.50	2,436,462,000	1,174,300
MINITUBISHI RESEARCH INSTITUTE,INC.	138,800	5,140.00	713,432,000	
VOLTAGE INCORPORATION	27,000	260.00	7,020,000	13,200
DENSAN CO.,LTD.	11,100	1,502.00	16,672,200	
AGS CORPORATION	39,000	1,063.00	41,457,000	27,300
FINDEX INC.	224,900	1,043.00	234,570,700	70,600
BRAINPAD INC.	235,600	1,041.00	245,259,600	66,500
KLAB INC.	552,600	235.00	129,861,000	386,200
POLE TO WIN HOLDINGS,INC.	483,700	491.00	237,496,700	22,000

NEXON CO.,LTD.	6,219,500	3,127.00	19,448,376,500	50,400
ISTYLE INC.	946,600	462.00	437,329,200	251,200
M-UP HOLDINGS,INC.	347,000	1,376.00	477,472,000	
ATEAM INC.	188,100	760.00	142,956,000	
ENIGMO INC.	360,400	333.00	120,013,200	130,000
TECNOS JAPAN INCORPORATED	84,000	752.00	63,168,000	
ENISH,INC.	106,000	299.00	31,694,000	73,900
COLOPL,INC.	962,400	641.00	616,898,400	342,500
ALTPPLUS INC.	92,300	130.00	11,999,000	68,600
BROADLEAF CO.,LTD.	1,344,400	573.00	770,341,200	848,000
CROSS MARKETING GROUP INC.	44,300	595.00	26,358,500	32,800
DIGITAL HEARTS HOLDINGS CO.,LTD.	176,700	1,108.00	195,783,600	88,700
MEDIA DO CO.,LTD.	127,900	1,497.00	191,466,300	50,800
ZIGEXN CO.,LTD.	826,000	580.00	479,080,000	
V-CUBE,INC.	339,700	265.00	90,020,500	237,000
ENCOURAGE TECHNOLOGIES CO.,LTD.	21,900	656.00	14,366,400	
CYBERLINKS CO.,LTD.	36,000	846.00	30,456,000	18,300
DLE INC.	67,200	167.00	11,222,400	49,300
FIXSTARS CORPORATION	284,300	1,946.00	553,247,800	200,400
CARTA HOLDINGS,INC.	133,600	1,535.00	205,076,000	96,000
OPTIM CORPORATION	291,400	683.00	199,026,200	7,700
CERES INC.	114,600	1,530.00	175,338,000	37,900
SHIFT INC.	188,400	15,425.00	2,906,070,000	118,700
T-GAIA CORPORATION	296,200	3,085.00	913,777,000	3,400
SYSTEMS ENGINEERING CONSULTANTS CO.,LTD.	38,900	4,550.00	176,995,000	
TECHMATRIX CORPORATION	517,300	2,045.00	1,057,878,500	
PRO-SHIP INCORPORATED	136,300	1,431.00	195,045,300	1,400
GUNGHO ONLINE ENTERTAINMENT,INC.	737,400	2,828.00	2,085,367,200	405,200
GMO PAYMENT GATEWAY,INC.	647,000	9,109.00	5,893,523,000	30,900
ZAPPALLAS,INC.	21,800	431.00	9,395,800	
SYSTEM RESEARCH CO.,LTD.	194,300	1,581.00	307,188,300	
INTERNET INITIATIVE JAPAN INC.	1,354,600	2,536.00	3,435,265,600	
SAKURA INTERNET INC.	354,000	3,995.00	1,414,230,000	247,100
GMO GLOBALSIGN HOLDINGS K.K.	86,500	2,962.00	256,213,000	32,600
SRA HOLDINGS,INC.	144,900	4,440.00	643,356,000	
SYSTEM INTEGRATOR CORP.	28,100	370.00	10,397,000	4,200
ASAHI NET,INC.	304,300	693.00	210,879,900	
EBASE CO.,LTD.	398,600	721.00	287,390,600	49,100
AVANT GROUP CORPORATION	357,900	1,408.00	503,923,200	58,700
AD-SOL NISSIN CORPORATION	119,100	1,937.00	230,696,700	
ODK SOLUTIONS COMPANY,LTD.	18,100	596.00	10,787,600	1,300
FREEBIT CO.,LTD.	123,700	1,345.00	166,376,500	2,900
COMTURE CORPORATION	408,700	1,826.00	746,286,200	

ASTERIA CORPORATION	221,800	535.00	118,663,000	126,600
FLL INC	158,700	2,408.00	382,149,600	6,400
MARKLINES CO.,LTD.	153,600	2,938.00	451,276,800	
MEDICAL DATA VISION CO.,LTD.	338,200	606.00	204,949,200	175,700
GUMI INC.	459,900	345.00	158,665,500	325,900
SHOWCASE INC.	21,600	304.00	6,566,400	11,400
MOBILE FACTORY,INC.	19,800	651.00	12,889,800	13,200
TERRASKY CO.,LTD	122,800	2,097.00	257,511,600	84,400
DIGITAL INFORMATION TECHNOLOGIES CORPORATION	147,400	1,937.00	285,513,800	100
PCI HOLDINGS,INC.	38,500	968.00	37,268,000	
INTERNETWORKING AND BROADBAND CONSULTING CO.,LTD.	14,500	489.00	7,090,500	2,900
NEOJAPAN INC.	94,600	1,772.00	167,631,200	5,200
PR TIMES CORPORATION	56,900	1,836.00	104,468,400	
RAKUS CO.,LTD.	1,340,000	1,997.00	2,675,980,000	
R&D COMPUTER CO.,LTD.	45,600	833.00	37,984,800	
DOUBLE STANDARD INC.	86,100	1,774.00	152,741,400	2,900
OPEN DOOR INC.	165,100	644.00	106,324,400	117,000
MYNET INC.	30,300	334.00	10,120,200	22,500
AKATSUKI INC.	138,000	2,546.00	351,348,000	
BENEFIT JAPAN CO.,LTD.	5,700	1,261.00	7,187,700	1,700
UBICOM HOLDINGS,INC.	90,300	1,425.00	128,677,500	18,100
KANAMIC NETWORK CO.,LTD	355,900	561.00	199,659,900	
NOMURA SYSTEM CORPORATION CO,LTD.	103,200	136.00	14,035,200	37,400
CHANGE HOLDINGS,INC.	617,800	1,244.00	768,543,200	430,100
SYNCHRO FOOD CO.,LTD.	60,200	514.00	30,942,800	2,300
AUCNET INC.	104,600	2,650.00	277,190,000	72,700
CAPITAL ASSET PLANNING,INC.	18,300	870.00	15,921,000	6,600
SEGUE GROUP CO.,LTD.	86,400	625.00	54,000,000	64,000
ATLED CORP.	14,200	1,684.00	23,912,800	200
MACROMILL,INC.	555,900	859.00	477,518,100	
BEAGLEE INC.	19,900	1,177.00	23,422,300	
ORO CO.,LTD.	102,400	2,705.00	276,992,000	
USER LOCAL,INC.	119,800	2,124.00	254,455,200	84,500
TEMONA,INC.	22,000	214.00	4,708,000	16,100
NEEDS WELL INC.	103,300	392.00	40,493,600	
MONEY FORWARD,INC.	633,700	5,400.00	3,421,980,000	200
SIGNPOST CORPORATION	36,500	633.00	23,104,500	24,400
SUN* INC.	201,100	844.00	169,728,400	140,300
PLUS ALPHA CONSULTING CO.,LTD.	357,600	1,831.00	654,765,600	2,700
DENSAN SYSTEM HOLDINGS CO.,LTD.	125,400	2,823.00	354,004,200	31,900
APPIER GROUP,INC.	970,300	1,247.00	1,209,964,100	
VISIONAL,INC.	334,700	7,980.00	2,670,906,000	215,400

SOLXYZ CO.,LTD.	76,600	319.00	24,435,400	54,300
FAITH, INC.	26,500	441.00	11,686,500	18,500
PROTO CORPORATION	310,000	1,400.00	434,000,000	
HIMACS,LTD.	88,500	1,420.00	125,670,000	1,700
NOMURA RESEARCH INSTITUTE,LTD.	6,135,400	4,584.00	28,124,673,600	213,600
CE HOLDINGS CO.,LTD.	44,300	565.00	25,029,500	1,400
JAPAN SYSTEM TECHNIQUES CO.,LTD.	236,100	1,729.00	408,216,900	
INTAGE HOLDINGS INC.	320,300	1,541.00	493,582,300	
TOHO SYSTEM SCIENCE CO.,LTD.	118,600	1,746.00	207,075,600	
SOURCENEXT CORPORATION	1,296,500	222.00	287,823,000	907,700
INFOCOM CORPORATION	365,100	6,040.00	2,205,204,000	3,600
SIMPLEX HOLDINGS,INC.	430,600	2,760.00	1,188,456,000	11,800
HEROZ,INC.	111,300	1,287.00	143,243,100	79,600
RAKSUL INC.	685,100	1,004.00	687,840,400	480,600
MERCARI,INC.	1,382,200	2,454.00	3,391,918,800	778,400
IPS,INC.	81,600	2,372.00	193,555,200	29,800
FUTURE INNOVATION GROUP,INC.	109,500	338.00	37,011,000	81,100
SYSTEM SUPPORT INC.	109,700	2,055.00	225,433,500	900
ESOL CO.,LTD.	204,000	974.00	198,696,000	47,900
TOKAI SOFT CO.,LTD.	15,600	1,320.00	20,592,000	200
WINGARC1ST INC.	294,500	2,631.00	774,829,500	
HITO-COMMUNICATIONS HOLDINGS,INC.	94,500	965.00	91,192,500	66,900
SERVERWORKS CO.,LTD.	58,000	3,305.00	191,690,000	26,000
TOUMEI CO.,LTD.	9,400	2,528.00	23,763,200	6,700
WITZ CORPORATION	9,300	795.00	7,393,500	2,200
TOBILA SYSTEMS INC.	26,900	802.00	21,573,800	18,600
SANSAN,INC.	930,500	1,789.00	1,664,664,500	42,300
LINK-U GROUP INC.	17,900	586.00	10,489,400	700
GIFTEE INC.	248,500	1,005.00	249,742,500	141,500
MEDLEY,INC.	380,400	3,725.00	1,416,990,000	265,500
BASE CO.,LTD.	99,200	2,771.00	274,883,200	
JMDC INC.	483,100	3,367.00	1,626,597,700	177,400
FOCUS SYSTEMS CORPORATION	189,300	1,240.00	234,732,000	
CRESCO LTD.	464,800	1,353.00	628,874,400	
FUJI MEDIA HOLDINGS,INC.	2,721,400	1,834.00	4,991,047,600	300
OBIC CO.,LTD.	946,900	21,430.00	20,292,067,000	35,700
JUSTSYSTEMS CORPORATION	407,100	3,040.00	1,237,584,000	
TDC SOFT INC.	530,600	1,232.00	653,699,200	
LY CORPORATION	40,339,600	400.00	16,135,840,000	23,935,100
TREND MICRO INCORPORATED	1,339,600	6,723.00	9,006,130,800	
ID HOLDINGS CORPORATION	190,900	1,461.00	278,904,900	
ORACLE CORPORATION JAPAN	542,100	11,670.00	6,326,307,000	5,400
ALPHA SYSTEMS INC.	74,200	3,105.00	230,391,000	25,900

FUTURE CORPORATION	604,300	1,530.00	924,579,000	300
CAC HOLDINGS CORPORATION	151,900	1,923.00	292,103,700	
SB TECHNOLOGY CORP.	48,100	2,940.00	141,414,000	
TOSE CO.,LTD.	27,100	693.00	18,780,300	2,800
OBIC BUSINESS CONSULTANTS CO.,LTD.	398,300	7,125.00	2,837,887,500	
ITFOR INC.	362,700	1,511.00	548,039,700	
TOUKEI COMPUTER CO.,LTD.	79,000	4,355.00	344,045,000	
XNET CORPORATION	13,100	1,487.00	19,479,700	1,500
OTSUKA CORPORATION	2,810,000	3,248.00	9,126,880,000	
CYBOZU,INC.	390,100	1,890.00	737,289,000	100
DENTSU SOKEN INC.	344,300	4,960.00	1,707,728,000	104,000
ACCESS CO.,LTD.	294,300	1,289.00	379,352,700	208,600
DIGITAL GARAGE,INC.	452,700	2,561.00	1,159,364,700	
EM SYSTEMS CO.,LTD.	472,300	585.00	276,295,500	200
WEATHERNEWS INC.	87,600	4,740.00	415,224,000	55,300
COMPUTER INSTITUTE OF JAPAN,LTD.	705,700	474.00	334,501,800	800
BUSINESS ENGINEERING CORPORATION	59,900	4,030.00	241,397,000	4,800
NIHON ENTERPRISE CO.,LTD.	97,700	138.00	13,482,600	26,500
WOWOW INC.	213,300	1,102.00	235,056,600	
SCALA,INC.	262,500	678.00	177,975,000	69,300
INTELLIGENT WAVE INC.	50,100	1,121.00	56,162,100	1,000
ANYCOLOR INC.	400,800	2,522.00	1,010,817,600	283,900
IMAGICA GROUP INC.	283,600	544.00	154,278,400	54,500
NET ONE SYSTEMS CO.,LTD.	1,102,900	2,984.00	3,291,053,600	
SYSTEMSOFT CORPORATION	985,700	75.00	73,927,500	1,900
ARGO GRAPHICS INC.	259,800	4,630.00	1,202,874,000	
MARVELOUS INC.	460,100	643.00	295,844,300	100
AVEX INC.	482,400	1,466.00	707,198,400	
BIPROGY INC.	926,800	4,542.00	4,209,525,600	2,000
TSUZUKI DENKI CO.,LTD.	149,200	2,420.00	361,064,000	6,300
TBS HOLDINGS,INC.	1,424,800	4,201.00	5,985,584,800	644,200
NIPPON TELEVISION HOLDINGS,INC.	2,508,200	2,360.00	5,919,352,000	676,900
ASAHI BROADCASTING GROUP HOLDINGS CORPORATION	265,100	676.00	179,207,600	187,200
TV ASAHI HOLDINGS CORPORATION	687,900	2,140.00	1,472,106,000	100
SKY PERFECT JSAT HOLDINGS INC.	2,200,500	878.00	1,932,039,000	
TV TOKYO HOLDINGS CORPORATION	203,900	3,725.00	759,527,500	144,500
NIPPON BS BROADCASTING CORPORATION	33,900	933.00	31,628,700	18,600
VISION INC.	423,600	1,297.00	549,409,200	
SMARTVALUE CO.,LTD.	27,000	388.00	10,476,000	18,300
U-NEXT HOLDINGS CO.,LTD.	317,600	4,600.00	1,460,960,000	59,900
WIRELESSGATE,INC.	41,100	244.00	10,028,400	30,600
JAPAN COMMUNICATIONS INC.	2,788,900	197.00	549,413,300	1,551,200
CROPS CORPORATION	12,200	1,122.00	13,688,400	

NIPPON TELEGRAPH AND TELEPHONE CORPORATION	842,746,500	154.30	130,035,784,950	Collateral Securities 24,541,800 Loaned Securities 4,033,200
KDDI CORPORATION	20,838,800	4,426.00	92,232,528,800	
SOFTBANK CORP.	45,250,500	2,025.50	91,654,887,750	310,600
HIKARI TSUSHIN,INC.	280,600	30,290.00	8,499,374,000	
MTI LTD.	194,200	901.00	174,974,200	
GMO INTERNET GROUP,INC.	1,038,000	2,519.00	2,614,722,000	2,800
FIBERGATE INC.	152,300	1,158.00	176,363,400	107,900
AIDMA MARKETING COMMUNICATION CORPORATION	25,500	233.00	5,941,500	18,500
KADOKAWA CORPORATION	1,497,800	2,771.50	4,151,152,700	800
GAKKEN HOLDINGS CO.,LTD.	518,600	1,023.00	530,527,800	
ZENRIN CO.,LTD.	484,300	926.00	448,461,800	
SHOBUNSHA HOLDINGS,INC.	40,300	370.00	14,911,000	6,200
IMPRESS HOLDINGS, INC.	94,600	161.00	15,230,600	17,400
I-NET CORP.	171,500	2,058.00	352,947,000	11,600
SHOCHIKU CO.,LTD.	147,200	9,111.00	1,341,139,200	102,900
TOHO CO.,LTD	1,576,000	4,590.00	7,233,840,000	1,000
TOEI COMPANY,LTD.	468,000	3,770.00	1,764,360,000	
NTT DATA GROUP CORPORATION	7,407,800	2,316.00	17,156,464,800	196,700
PCA CORPORATION	162,700	2,337.00	380,229,900	
BUSINESS BRAIN SHOWA.OTA INC.	110,900	2,137.00	236,993,300	1,100
DTS CORPORATION	559,700	4,140.00	2,317,158,000	
SQUARE ENIX HOLDINGS CO.,LTD.	1,294,400	4,663.00	6,035,787,200	200
COMPUTER ENGINEERING & CONSULTING LTD.	357,500	2,088.00	746,460,000	
CAPCOM CO.,LTD.	5,067,600	3,141.00	15,917,331,600	12,900
ISB CORPORATION	144,700	1,504.00	217,628,800	
JASTEC CO.,LTD.	57,900	1,933.00	111,920,700	
SCSK CORPORATION	1,982,500	3,163.00	6,270,647,500	600
NSW INC.	125,900	3,220.00	405,398,000	
INES CORPORATION	220,800	1,798.00	396,998,400	100
TKC CORPORATION	505,500	3,460.00	1,749,030,000	3,100
FUJI SOFT INCORPORATED	569,600	7,320.00	4,169,472,000	308,700
NSD CO., LTD.	999,300	3,050.00	3,047,865,000	400
KONAMI GROUP CORPORATION	1,061,100	11,560.00	12,266,316,000	11,700
FUKUI COMPUTER HOLDINGS,INC.	174,900	2,543.00	444,770,700	
JBCC HOLDINGS INC.	187,700	3,585.00	672,904,500	
MIROKU JYOHO SERVICE CO.,LTD.	257,400	1,910.00	491,634,000	6,600
SOFTBANK GROUP CORP.	13,975,900	11,270.00	157,508,393,000	452,500
RYOYO RYOSAN HOLDINGS,INC.	562,000	3,005.00	1,688,810,000	321,000
TAKACHIHO KOHEKI CO.,LTD.	106,400	3,980.00	423,472,000	74,500
OLBA HEALTHCARE HOLDINGS,INC.	16,300	2,002.00	32,632,600	2,100
ITOCHU-SHOKUHIN CO.,LTD.	67,200	7,050.00	473,760,000	

ELEMATEC CORPORATION	268,100	2,062.00	552,822,200	
ARATA CORPORATION	457,100	3,450.00	1,576,995,000	1,800
TOMEN DEVICES CORPORATION	43,100	7,820.00	337,042,000	
TOKYO ELECTRON DEVICE LIMITED	297,900	4,220.00	1,257,138,000	191,600
TSUBURAYA FIELDS HOLDINGS INC.	483,900	1,660.00	803,274,000	362,500
SOJITZ CORPORATION	3,327,600	3,890.00	12,944,364,000	
ALFRESA HOLDINGS CORPORATION	2,999,800	2,120.50	6,361,075,900	28,700
YOKOREI CO.,LTD.	751,300	1,033.00	776,092,900	104,000
SHINYEI KAISHA	14,500	1,851.00	26,839,500	1,500
RASA CORPORATION	136,700	1,768.00	241,685,600	
ALCONIX CORPORATION	393,500	1,537.00	604,809,500	
KOBE BUSSAN CO.,LTD.	2,312,200	3,563.00	8,238,368,600	1,360,400
HYPER INC.	22,100	315.00	6,961,500	2,700
AI HOLDINGS CORPORATION	478,200	2,331.00	1,114,684,200	24,800
DVX INC.	27,300	999.00	27,272,700	
DAIWABO HOLDINGS CO.,LTD.	1,323,300	2,915.50	3,858,081,150	
MACNICA HOLDINGS,INC.	707,200	6,733.00	4,761,577,600	36,500
LACTO JAPAN CO.,LTD.	116,500	2,838.00	330,627,000	
GREMZ,INC.	125,800	2,432.00	305,945,600	500
VITAL KSK HOLDINGS,INC.	452,300	1,263.00	571,254,900	59,300
YASHIMA DENKI CO.,LTD.	241,600	1,725.00	416,760,000	
MEDIUS HOLDINGS CO.,LTD.	173,700	880.00	152,856,000	123,100
RESTAR CORPORATION	254,100	3,135.00	796,603,500	
GEOLIVE GROUP CORPORATION	22,900	1,227.00	28,098,300	100
OOMITSU CO.,LTD.	51,900	611.00	31,710,900	36,700
OCHI HOLDINGS CO.,LTD.	22,700	1,475.00	33,482,500	
TOKAI HOLDINGS CORPORATION	1,623,100	969.00	1,572,783,900	22,600
KUROTANI CORPORATION	27,300	750.00	20,475,000	19,200
COMINIX CO.,LTD.	19,700	921.00	18,143,700	
SANYO TRADING CO.,LTD.	306,400	1,569.00	480,741,600	
BEAUTY GARAGE INC.	94,300	1,540.00	145,222,000	65,800
WIN-PARTNERS CO.,LTD.	193,300	1,200.00	231,960,000	132,800
MITACHI CO.,LTD.	27,800	1,159.00	32,220,200	19,400
SHIP HEALTHCARE HOLDINGS,INC.	1,074,000	2,292.50	2,462,145,000	28,500
MEIJI ELECTRIC INDUSTRIES CO.,LTD.	110,800	1,843.00	204,204,400	
DELICA FOODS HOLDINGS CO.,LTD.	42,800	573.00	24,524,400	4,900
STARTIA HOLDINGS,INC.	26,000	2,180.00	56,680,000	18,200
KOMEDA HOLDINGS CO.,LTD.	732,700	2,699.00	1,977,557,300	192,000
P-BAN.COM CORP.	12,600	379.00	4,775,400	3,100
ASCENTECH K.K.	114,400	604.00	69,097,600	3,800
FUJI KOSAN COMPANY,LTD.	27,700	1,758.00	48,696,600	20,000
KYOEI SANGYO CO.,LTD.	10,100	2,767.00	27,946,700	800
MARUKA FURUSATO CORPORATION	265,900	2,243.00	596,413,700	7,900

YAMAE GROUP HOLDINGS CO.,LTD.	263,200	2,396.00	630,627,200	166,700
ONOKEN CO.,LTD.	298,800	1,635.00	488,538,000	
NANYO CORPORATION	40,900	1,113.00	45,521,700	1,600
SATORI ELECTRIC CO.,LTD.	187,700	2,075.00	389,477,500	16,300
ECHO TRADING CO.,LTD.	19,100	1,297.00	24,772,700	
HAKUTO CO.,LTD.	171,100	5,170.00	884,587,000	118,600
KONDOTEC INC.	229,600	1,364.00	313,174,400	3,600
NAKAYAMAFUKU CO.,LTD.	52,800	374.00	19,747,200	39,200
NAGAILEBEN CO.,LTD.	377,500	2,503.00	944,882,500	11,200
MITSUBISHI SHOKUHIN CO.,LTD.	275,900	5,470.00	1,509,173,000	
MATSUDA SANGYO CO.,LTD.	227,400	2,881.00	655,139,400	25,300
DAIICHIKOSHO CO.,LTD.	1,156,400	1,632.00	1,887,244,800	103,300
MEDIPAL HOLDINGS CORPORATION	3,039,000	2,461.50	7,480,498,500	296,000
SPK CORPORATION	132,500	2,269.00	300,642,500	22,900
HAGIWARA ELECTRIC HOLDINGS CO.,LTD.	128,300	4,005.00	513,841,500	33,700
AS ONE CORPORATION	926,700	2,949.50	2,733,301,650	
SUZUDEN CORPORATION	104,500	1,966.00	205,447,000	50,300
OIE SANGYO CO.,LTD.	23,500	2,106.00	49,491,000	1,200
SHIMOJIMA CO.,LTD.	199,800	1,354.00	270,529,200	100
DOSHISHA CO.,LTD.	276,400	2,237.00	618,306,800	48,400
OZU CORPORATION	22,000	1,627.00	35,794,000	16,300
KOHSOKU CORPORATION	177,400	2,372.00	420,792,800	3,800
TAKEBISHI CORPORATION	114,000	2,337.00	266,418,000	3,100
RIX CORPORATION	67,800	3,060.00	207,468,000	
MARUBUN CORPORATION	266,700	1,235.00	329,374,500	
HAPPINET CORPORATION	254,000	3,285.00	834,390,000	100
HASHIMOTO SOGYO HOLDINGS CO.,LTD.	118,100	1,313.00	155,065,300	1,000
JAPAN LIFELINE CO.,LTD.	800,400	1,151.00	921,260,400	84,500
TAKASHO CO.,LTD.	260,100	543.00	141,234,300	184,300
IDOM INC.	790,400	1,418.00	1,120,787,200	
SHINWA CO.,LTD.	182,700	2,806.00	512,656,200	38,100
SK JAPAN CO.,LTD.	24,200	838.00	20,279,600	700
DAITRON CO.,LTD.	117,900	2,900.00	341,910,000	
SIIX CORPORATION	425,900	1,250.00	532,375,000	3,900
TANAKA CO.,LTD.	28,000	802.00	22,456,000	
OHASHI TECHNICA INC.	156,600	1,790.00	280,314,000	1,200
HAKUDO CO.,LTD.	83,900	2,801.00	235,003,900	58,600
DAIKO TSUSAN CO.,LTD.	10,100	1,219.00	12,311,900	3,300
ITOCHU CORPORATION	20,090,900	8,043.00	161,591,108,700	992,900
MARUBENI CORPORATION	24,791,300	3,047.00	75,539,091,100	55,900
TAKASHIMA & CO.,LTD.	67,600	1,002.00	67,735,200	15,000
NAGASE & CO.,LTD.	1,335,300	3,210.00	4,286,313,000	
CHORI CO.,LTD.	187,100	3,555.00	665,140,500	10,700

TOYOTA TSUSHO CORPORATION	7,854,400	3,239.00	25,440,401,600	76,800
SANKYO SEIKO CO.,LTD.	414,100	734.00	303,949,400	1,600
KANEMATSU CORPORATION	1,249,700	2,671.00	3,337,948,700	
TSUKAMOTO CORPORATION CO.,LTD.	14,200	1,235.00	17,537,000	6,100
mitsui & co.,ltd.	44,772,900	3,794.00	169,868,382,600	1,887,200
JAPAN PULP AND PAPER COMPANY LIMITED	142,800	6,030.00	861,084,000	
KAMEI CORPORATION	317,700	2,255.00	716,413,500	
TOHTO SUISAN CO.,LTD.	5,100	6,820.00	34,782,000	3,300
oug holdings inc.	14,500	2,724.00	39,498,000	
STARZEN COMPANY LIMITED	206,200	2,991.00	616,744,200	
YAMAZEN CORPORATION	906,100	1,435.00	1,300,253,500	78,700
TSUBAKIMOTO KOGYO CO.,LTD.	185,300	2,144.00	397,283,200	
SUMITOMO CORPORATION (SUMITOMO SHOJI KAISHA,LTD.)	18,088,600	4,063.00	73,493,981,800	
UCHIDA YOKO CO.,LTD.	121,100	8,000.00	968,800,000	
MITSUBISHI CORPORATION	57,390,200	3,368.00	193,290,193,600	3,913,300
DAIICHI JITSUGYO CO.,LTD.	281,100	2,408.00	676,888,800	100
CANON MARKETING JAPAN INC.	692,400	4,523.00	3,131,725,200	482,900
SEIKA CORPORATION	117,100	4,210.00	492,991,000	
SATO SHO-JI CORPORATION	207,200	1,659.00	343,744,800	
TOKYO SANGYO CO.,LTD.	272,600	718.00	195,726,800	1,500
YUASA TRADING CO.,LTD.	233,500	5,520.00	1,288,920,000	2,900
SHINSHO CORPORATION	74,900	8,290.00	620,921,000	
TORQ INC.	71,300	232.00	16,541,600	44,700
HANWA CO.,LTD.	536,600	5,950.00	3,192,770,000	
SHOEI FOODS CORPORATION	198,700	4,775.00	948,792,500	141,800
KANADEN CORPORATION	224,400	1,645.00	369,138,000	
RYODEN CORPORATION	241,100	2,810.00	677,491,000	
IWATANI CORPORATION	680,500	10,315.00	7,019,357,500	9,800
NICE CORPORATION	30,900	1,984.00	61,305,600	
NICHIMO CO.,LTD.	31,400	2,214.00	69,519,600	
KYOKUTO BOEKI KAISHA,LIMITED	178,400	1,765.00	314,876,000	37,100
ASTENA HOLDINGS CO.,LTD.	561,500	539.00	302,648,500	44,800
SAN-AI OBBLI CO.,LTD.	697,200	2,126.00	1,482,247,200	400
INABATA & CO.,LTD.	590,700	3,565.00	2,105,845,500	4,600
GSI CREOS CORPORATION	160,100	2,230.00	357,023,000	
MEIWA CORPORATION	353,100	728.00	257,056,800	
KUWAZAWA HOLDINGS CORPORATION	35,700	792.00	28,274,400	23,500
WAKITA & CO.,LTD.	494,600	1,715.00	848,239,000	4,900
TOHO HOLDINGS CO.,LTD.	807,400	4,313.00	3,482,316,200	572,100
SANGETSU CORPORATION	687,900	2,933.00	2,017,610,700	600
MITSUUROKO GROUP HOLDINGS CO.,LTD.	381,100	1,739.00	662,732,900	2,400
SINANEN HOLDINGS CO.,LTD.	82,700	4,640.00	383,728,000	10,200

ITOCHU ENEX CO.,LTD.	740,800	1,504.00	1,114,163,200	
SANRIO COMPANY,LTD.	2,427,200	3,111.00	7,551,019,200	394,200
SUN-WA TECHNOS CORPORATION	152,500	2,252.00	343,430,000	
SHINKO SHOJI CO.,LTD.	401,500	938.00	376,607,000	
TOHO CO.,LTD.	116,300	3,715.00	432,054,500	500
SANSHIN ELECTRONICS CO.,LTD.	120,400	2,173.00	261,629,200	
TOYO CORPORATION	275,500	1,650.00	454,575,000	
MOS FOOD SERVICES,INC.	439,600	3,540.00	1,556,184,000	37,900
KAGA ELECTRONICS CO.,LTD.	272,900	5,750.00	1,569,175,000	12,000
SODA NIKKA CO.,LTD.	283,900	1,166.00	331,027,400	53,900
TACHIBANA ELETECH CO.,LTD.	198,300	3,220.00	638,526,000	
FORVAL CORPORATION	117,200	1,536.00	180,019,200	83,000
PALTAC CORPORATION	402,800	4,243.00	1,709,080,400	
MITANI SANGYO CO.,LTD.	522,000	365.00	190,530,000	
TAIHEIYO KOUHATSU INCORPORATED	37,000	804.00	29,748,000	2,400
NISHIMOTO CO.,LTD.	227,500	1,420.00	323,050,000	158,700
YAMASHITA HEALTH CARE HOLDINGS,INC.	8,100	2,648.00	21,448,800	5,900
KOA SHOJI HOLDINGS CO.,LTD.	220,800	698.00	154,118,400	154,000
KPP GROUP HOLDINGS CO.,LTD.	773,700	752.00	581,822,400	
YAMATANE CORPORATION	131,800	3,130.00	412,534,000	
MARUBENI CONSTRUCTION MATERIAL LEASE CO.,LTD.	7,600	3,125.00	23,750,000	
SENSHU ELECTRIC CO.,LTD.	185,400	5,020.00	930,708,000	52,200
TRUSCO NAKAYAMA CORPORATION	627,600	2,343.00	1,470,466,800	600
AUTOBACS SEVEN CO.,LTD.	1,040,100	1,561.50	1,624,116,150	69,900
MORITO CO.,LTD.	213,900	1,478.00	316,144,200	800
KATO SANGYO CO.,LTD.	369,700	4,290.00	1,586,013,000	
KITAKEI CO.,LTD.	25,400	885.00	22,479,000	8,400
YELLOW HAT LTD.	474,600	2,230.00	1,058,358,000	2,200
JK HOLDINGS CO.,LTD.	229,500	1,037.00	237,991,500	
NICHIDEN CORPORATION	195,800	3,500.00	685,300,000	136,600
KITAZAWA SANGYO CO.,LTD.	60,400	348.00	21,019,200	39,400
SUGIMOTO & CO.,LTD.	144,500	2,473.00	357,348,500	6,500
INABA DENKISANGYO CO.,LTD.	774,800	3,995.00	3,095,326,000	
TOTECH CORPORATION	299,200	2,412.00	721,670,400	50,400
MISUMI GROUP INC.	4,514,600	2,772.00	12,514,471,200	
ALTECH CO.,LTD.	52,800	266.00	14,044,800	
TAKIHYO CO.,LTD.	23,600	1,189.00	28,060,400	15,600
ZAOH COMPANY,LTD.	17,900	2,553.00	45,698,700	800
SUZUKEN CO.,LTD.	1,067,600	4,762.00	5,083,911,200	129,600
GECOSS CORPORATION	178,500	1,010.00	180,285,000	
SAN-A CO.,LTD.	228,100	4,865.00	1,109,706,500	
CAWACHI LIMITED	233,700	2,876.00	672,121,200	
ABC-MART,INC.	1,307,900	2,739.00	3,582,338,100	117,800

HARD OFF CORPORATION CO.,LTD.	119,400	2,180.00	260,292,000	300
ASKUL CORPORATION	721,500	2,020.00	1,457,430,000	294,500
GEO HOLDINGS CORPORATION	335,600	1,671.00	560,787,600	
ADASTRIA CO.,LTD.	360,900	3,115.00	1,124,203,500	12,400
GFOOT CO.,LTD.	81,000	298.00	24,138,000	54,600
CVS BAY AREA INC.	12,800	661.00	8,460,800	8,600
KURA SUSHI,INC.	349,900	3,935.00	1,376,856,500	230,900
CAN DO CO.,LTD.	106,300	3,530.00	375,239,000	67,800
IK HOLDINGS CO.,LTD.	34,400	425.00	14,620,000	24,100
PAL GROUP HOLDINGS CO.,LTD	586,600	1,624.00	952,638,400	
EDION CORPORATION	1,183,200	1,641.00	1,941,631,200	528,300
SALA CORPORATION	627,800	804.00	504,751,200	
WATTS CO.,LTD.	42,600	717.00	30,544,200	25,500
HALOWS CO.,LTD.	135,900	4,345.00	590,485,500	1,800
FUJIO FOOD GROUP INC.	336,000	1,387.00	466,032,000	213,400
AMIYAKI TEI CO.,LTD.	72,300	5,670.00	409,941,000	48,200
HIRAMATSU INC.	236,800	206.00	48,780,800	107,600
DAIKOKUTENBUSSAN CO.,LTD.	91,800	8,750.00	803,250,000	46,100
HONEYS HOLDINGS CO.,LTD.	265,200	1,577.00	418,220,400	187,800
PHARMARISE HOLDINGS CORPORATION	22,900	632.00	14,472,800	13,100
ALPEN CO.,LTD.	246,500	2,045.00	504,092,500	175,900
HUB CO.,LTD.	32,500	839.00	27,267,500	23,100
QOL HOLDINGS CO.,LTD.	411,000	1,512.00	621,432,000	58,500
JINS HOLDINGS INC.	228,000	4,180.00	953,040,000	163,500
BIC CAMERA INC.	1,788,700	1,489.00	2,663,374,300	1,222,000
DCM HOLDINGS CO.,LTD.	1,547,500	1,379.00	2,134,002,500	82,700
PEPPER FOOD SERVICE CO.,LTD.	753,100	142.00	106,940,200	16,100
MONOTARO CO.,LTD.	4,236,900	1,835.50	7,776,829,950	2,794,200
TOKYO ICHIBAN FOODS CO.,LTD.	28,600	516.00	14,757,600	20,200
DD GROUP CO.,LTD.	64,300	1,185.00	76,195,500	47,700
KICHIRI HOLDINGS & CO.,LTD.	28,300	879.00	24,875,700	21,000
J.FRONT RETAILING CO.,LTD.	3,429,900	1,949.50	6,686,590,050	
DOUTOR.NICHIRETS HOLDINGS CO.,LTD.	530,000	2,172.00	1,151,160,000	263,100
MATSUKIYOCOCOKARA & CO.	5,437,000	2,366.50	12,866,660,500	868,900
BRONCO BILLY CO.,LTD.	175,200	3,730.00	653,496,000	125,800
ZOZO,INC.	1,904,500	4,274.00	8,139,833,000	147,100
TREASURE FACTORY CO.,LTD.	185,200	1,908.00	353,361,600	4,900
THE MONOGATARI CORPORATION	499,300	3,445.00	1,720,088,500	343,200
ISETAN MITSUKOSHI HOLDINGS LTD.	4,947,500	3,480.00	17,217,300,000	111,900
HAMEE CORP.	120,400	1,096.00	131,958,400	11,500
MARKETENTERPRISE CO.,LTD	8,400	946.00	7,946,400	5,100
WELCIA HOLDINGS CO.,LTD.	1,550,500	1,944.50	3,014,947,250	90,900
CREATE SD HOLDINGS CO.,LTD.	423,500	3,485.00	1,475,897,500	170,200

MARUZEN CHI HOLDINGS CO.,LTD.	117,300	344.00	40,351,200	83,100
MISAWA & CO.,LTD.	20,300	633.00	12,849,900	1,600
TEA LIFE CO.,LTD.	13,500	1,424.00	19,224,000	10,000
AP HOLDINGS CO.,LTD.	24,500	958.00	23,471,000	18,100
CHIMNEY CO.,LTD.	30,700	1,364.00	41,874,800	22,800
SYUPPIN CO.,LTD.	269,700	1,492.00	402,392,400	
OISIX RA DAICHI INC.	401,700	1,249.00	501,723,300	287,600
NEXTAGE CO.,LTD.	682,600	2,150.00	1,467,590,000	476,900
JOYFUL HONDA CO.,LTD.	829,200	2,114.00	1,752,928,800	577,100
ETERNAL HOSPITALITY GROUP CO.,LTD.	110,500	3,915.00	432,607,500	78,300
HOTLAND CO.,LTD.	228,800	2,401.00	549,348,800	164,100
SKYLARK HOLDINGS CO.,LTD.	4,085,600	2,107.00	8,608,359,200	2,818,300
SFP HOLDINGS CO.,LTD.	144,600	2,136.00	308,865,600	107,300
WATAHAN & CO.,LTD.	231,600	1,723.00	399,046,800	
YOSSIX HOLDINGS CO.,LTD.	69,000	3,035.00	209,415,000	
UNITED SUPER MARKETS HOLDINGS INC.	834,600	839.00	700,229,400	598,700
GOLF DIGEST ONLINE INC.	135,100	545.00	73,629,500	96,200
BEENOS INC.	177,600	2,315.00	411,144,000	81,800
ASAHI CO.,LTD.	277,200	1,501.00	416,077,200	109,300
NIHON CHOUZAI CO.,LTD.	196,800	1,496.00	294,412,800	139,000
COSMOS PHARMACEUTICAL CORPORATION	253,500	12,935.00	3,279,022,500	169,600
TOELL CO.,LTD.	44,300	808.00	35,794,400	30,500
SEVEN & I HOLDINGS CO.,LTD.	30,598,600	1,973.50	60,386,337,100	50,700
CREATE RESTAURANTS HOLDINGS INC.	2,023,300	1,090.00	2,205,397,000	1,452,500
TSURUHA HOLDINGS INC.	627,700	9,146.00	5,740,944,200	7,800
SAINT MARC HOLDINGS CO.,LTD.	240,600	2,154.00	518,252,400	
FELISSIMO CORPORATION	22,300	946.00	21,095,800	15,600
TORIDOLL HOLDINGS CORPORATION	838,100	3,740.00	3,134,494,000	583,200
TOKYO BASE CO.,LTD.	318,400	292.00	92,972,800	178,000
WILLPLUS HOLDINGS CORPORATION	19,700	1,126.00	22,182,200	
JM HOLDINGS CO.,LTD.	225,500	2,875.00	648,312,500	159,700
SATUDORA HOLDINGS CO.,LTD.	40,600	817.00	33,170,200	28,700
ALLEANZA HOLDINGS CO.,LTD.	223,300	1,118.00	249,649,400	2,600
KUSHIKATSU TANAKA HOLDINGS CO.	79,700	1,685.00	134,294,500	46,400
BAROQUE JAPAN LIMITED	232,500	793.00	184,372,500	165,700
KUSURI NO AOKI HOLDINGS CO.,LTD.	899,400	2,876.50	2,587,124,100	206,800
CHIKARANOMOTO HOLDINGS CO.,LTD.	172,900	1,496.00	258,658,400	122,000
#N/A	1,594,000	2,606.00	4,153,964,000	
MEDICAL SYSTEM NETWORK CO.,LTD.	323,700	579.00	187,422,300	
IKKA HOLDINGS CO.,LTD.	24,800	699.00	17,335,200	2,500
JAPAN CRAFT HOLDINGS CO.,LTD.	77,200	150.00	11,580,000	23,400
HARUYAMA HOLDINGS INC.	47,000	600.00	28,200,000	13,200
NOJIMA CO.,LTD.	866,900	1,566.00	1,357,565,400	

KAPPA.CREATE CO.,LTD.	469,900	1,739.00	817,156,100	328,300
RIGHT ON CO.,LTD.	75,100	376.00	28,237,600	55,800
RYOHIN KEIKAKU CO.,LTD.	3,559,300	2,696.00	9,595,872,800	
PARIS MIKI HOLDINGS INC.	124,400	415.00	51,626,000	92,100
ADVAN GROUP CO.,LTD.	255,200	980.00	250,096,000	
ALBIS CO.,LTD.	97,800	2,684.00	262,495,200	
KONAKA CO.,LTD.	118,500	272.00	32,232,000	81,000
HOUSE OF ROSE CO.,LTD.	12,300	1,583.00	19,470,900	2,400
G-7 HOLDINGS INC.	325,800	1,544.00	503,035,200	
AEON HOKKAIDO CORPORATION	883,700	900.00	795,330,000	69,000
KOJIMA CO.,LTD.	576,100	940.00	541,534,000	413,400
HIMARAYA CO.,LTD.	35,200	918.00	32,313,600	9,400
KOHNAN SHOJI CO.,LTD.	366,400	4,045.00	1,482,088,000	
ECO'S CO.,LTD.	110,700	2,323.00	257,156,100	77,400
WATAMI CO.,LTD.	315,600	943.00	297,610,800	
MARCHE CORPORATION	35,100	254.00	8,915,400	14,700
PAN PACIFIC INTERNATIONAL HOLDINGS CORPORATION	6,037,000	3,907.00	23,586,559,000	358,600
NISHIMATSUYA CHAIN CO.,LTD.	588,100	2,150.00	1,264,415,000	416,400
ZENSHO HOLDINGS CO.,LTD.	1,522,000	6,203.00	9,440,966,000	141,700
KOURAKUEN HOLDINGS CORPORATION	221,100	1,331.00	294,284,100	86,500
HURXLEY CORPORATION	30,200	789.00	23,827,800	11,300
SAIZERIYA CO.,LTD.	441,700	5,720.00	2,526,524,000	308,700
VT HOLDINGS CO.,LTD.	1,165,500	505.00	588,577,500	400,700
UORIKI CO.,LTD.	104,200	2,483.00	258,728,600	51,900
POPLAR CO.,LTD.	26,000	256.00	6,656,000	16,400
FUJI CORPORATION	142,200	2,261.00	321,514,200	34,200
UNITED ARROWS LTD.	351,100	2,075.00	728,532,500	47,900
HIDAY HIDAKA CORP.	443,300	2,756.00	1,221,734,800	313,900
YU-WA CREATION HOLDINGS CO.,LTD.	55,200	129.00	7,120,800	41,100
COLOWIDE CO.,LTD.	1,285,200	2,018.50	2,594,176,200	908,200
ICHIBANYA CO.,LTD.	1,180,400	1,084.00	1,279,553,600	413,100
TOP CULTURE CO.,LTD.	32,000	164.00	5,248,000	22,300
PLANT CO.,LTD.	22,000	1,507.00	33,154,000	2,300
SUGI HOLDINGS CO.,LTD.	1,806,300	2,245.00	4,055,143,500	24,000
YAKUODO HOLDINGS CO.,LTD.	146,000	2,819.00	411,574,000	11,900
VIA HOLDINGS,INC.	154,100	138.00	21,265,800	112,800
SCROLL CORPORATION	444,900	1,034.00	460,026,600	200
YONDOSHI HOLDINGS INC.	282,700	1,920.00	542,784,000	197,100
KISOJI CO.,LTD.	452,300	2,578.00	1,166,029,400	320,100
SRS HOLDINGS CO.,LTD.	492,800	1,314.00	647,539,200	349,300
SENSHUKAI CO.,LTD.	550,000	313.00	172,150,000	383,800
TAKA-Q CO.,LTD.	70,500	108.00	7,614,000	1,300
RETAIL PARTNERS CO.,LTD.	443,500	1,742.00	772,577,000	318,200

JOSHIN DENKI CO.,LTD.	295,800	2,620.00	774,996,000	53,300
NIPPON GAS CO.,LTD.	1,583,600	2,353.50	3,727,002,600	
ROYAL HOLDINGS CO., LTD.	526,700	2,453.00	1,291,995,100	376,900
TOTENKO CO.,LTD.	7,400	915.00	6,771,000	5,400
INAGEYA CO.,LTD.	290,500	1,182.00	343,371,000	30,400
CHIYODA CO.,LTD.	285,500	991.00	282,930,500	
LIFE CORPORATION	313,400	3,810.00	1,194,054,000	
RINGER HUT CO.,LTD.	385,500	2,222.00	856,581,000	271,100
MRMAX HOLDINGS LTD.	376,600	668.00	251,568,800	
TEN ALLIED CO.,LTD.	137,500	300.00	41,250,000	77,000
AOKI HOLDINGS INC.	640,700	1,333.00	854,053,100	77,900
OKUWA CO.,LTD.	430,100	903.00	388,380,300	90,600
KOMERI CO.,LTD.	459,800	3,500.00	1,609,300,000	13,300
AOYAMA TRADING CO.,LTD.	638,800	1,494.00	954,367,200	381,900
SHIMAMURA CO.,LTD.	701,900	7,129.00	5,003,845,100	14,600
HASEGAWA CO.,LTD.	47,200	350.00	16,520,000	
TAKASHIMAYA COMPANY,LIMITED	1,903,700	2,969.50	5,653,037,150	678,900
MATSUYA CO.,LTD.	506,600	1,131.00	572,964,600	
H2O RETAILING CORPORATION	1,322,600	2,639.00	3,490,341,400	199,800
KINTETSU DEPARTMENT STORE CO.,LTD.	128,200	2,274.00	291,526,800	89,600
MARUI GROUP CO.,LTD.	1,983,800	2,333.00	4,628,205,400	90,800
AXIAL RETAILING INC.	815,300	1,013.00	825,898,900	
IZUTSUYA CO.,LTD.	47,300	467.00	22,089,100	28,600
AEON CO.,LTD.	10,131,900	3,433.00	34,782,812,700	183,700
IZUMI CO.,LTD.	529,900	3,318.00	1,758,208,200	4,600
HEIWADO CO.,LTD.	499,600	2,376.00	1,187,049,600	353,700
FUJI CO.,LTD.	458,800	1,989.00	912,553,200	314,900
YAOKO CO.,LTD	354,100	9,374.00	3,319,333,400	7,600
XEBIO HOLDINGS CO.,LTD.	404,900	1,149.00	465,230,100	200
K'S HOLDINGS CORPORATION	2,007,100	1,530.00	3,070,863,000	157,000
OLYMPIC GROUP CORPORATION	44,400	561.00	24,908,400	200
NISSAN TOKYO SALES HOLDINGS CO.,LTD.	147,800	504.00	74,491,200	
SILVER LIFE CO.,LTD.	80,300	962.00	77,248,600	31,700
GENKY DRUGSTORES CO.,LTD.	261,900	2,685.00	703,201,500	48,400
NARUMIYA INTERNATIONAL CO.,LTD.	16,000	1,310.00	20,960,000	8,600
BOOKOFF GROUP HOLDINGS LIMITED	195,400	1,445.00	282,353,000	136,100
GIFT HOLDINGS INC.	126,400	2,516.00	318,022,400	87,200
AIN HOLDINGS INC.	411,700	5,462.00	2,248,705,400	234,800
GENKI SUSHI CO.,LTD.	168,900	3,530.00	596,217,000	67,300
YAMADA HOLDINGS CO.,LTD.	9,192,300	435.90	4,006,923,570	120,000
ARCLANDS CORPORATION	889,000	1,826.00	1,623,314,000	621,300
NITORI HOLDINGS CO.,LTD.	1,088,100	16,460.00	17,910,126,000	48,100
GOURMET KINEYA CO.,LTD.	242,000	1,110.00	268,620,000	171,400

AIGAN CO.,LTD.	73,500	181.00	13,303,500	
KU HOLDINGS CO.,LTD.	139,900	1,289.00	180,331,100	
YOSHINOYA HOLDINGS CO.,LTD.	1,100,800	3,056.00	3,364,044,800	780,100
MATSUYA FOODS HOLDINGS CO.,LTD.	141,000	6,220.00	877,020,000	10,400
SAGAMI HOLDINGS CORPORATION	448,100	1,669.00	747,878,900	237,700
KANSAI FOOD MARKET LTD.	202,400	2,731.00	552,754,400	141,100
OHSO FOOD SERVICE CORP.	221,400	8,580.00	1,899,612,000	5,500
MINISTOP CO.,LTD.	217,200	1,705.00	370,326,000	153,900
ARCS COMPANY,LIMITED	548,100	2,695.00	1,477,129,500	247,200
VALOR HOLDINGS CO.,LTD.	570,300	2,389.00	1,362,446,700	100
BELC CO.,LTD.	148,800	7,380.00	1,098,144,000	
DAISYO CORPORATION	161,200	1,246.00	200,855,200	114,200
FAST RETAILING CO.,LTD.	1,680,800	42,250.00	71,013,800,000	23,200
SUNDRUG CO.,LTD.	1,008,400	3,960.00	3,993,264,000	3,100
SAC'S BAR HOLDINGS INC.	252,400	816.00	205,958,400	
YAMAZAWA CO.,LTD.	20,800	1,294.00	26,915,200	14,600
YAMAYA CORPORATION	20,600	3,120.00	64,272,000	15,200
BELLUNA CO.,LTD.	719,100	812.00	583,909,200	
IYOGIN HOLDINGS,INC.	3,310,800	1,490.00	4,933,092,000	145,400
SHIZUOKA FINANCIAL GROUP,INC.	6,128,400	1,499.50	9,189,535,800	100
CHUGIN FINANCIAL GROUP,INC.	2,342,200	1,644.00	3,850,576,800	200
RAKUTEN BANK,LTD.	1,290,200	2,955.00	3,812,541,000	206,800
KYOTO FINANCIAL GROUP,INC.	3,501,900	2,766.00	9,686,255,400	84,800
THE SHIMANE BANK,LTD.	26,700	550.00	14,685,000	9,800
JIMOTO HOLDINGS,INC.	81,900	345.00	28,255,500	57,400
MEBUKI FINANCIAL GROUP,INC.	12,892,700	608.20	7,841,340,140	
TOKYO KIRABOSHI FINANCIAL GROUP,INC.	356,200	4,555.00	1,622,491,000	2,600
KYUSHU FINANCIAL GROUP,INC.	5,384,500	929.90	5,007,046,550	
JAPAN POST BANK CO.,LTD.	30,572,500	1,548.00	47,326,230,000	180,300
THE FIRST BANK OF TOYAMA,LTD.	883,100	1,291.00	1,140,082,100	116,100
CONCORDIA FINANCIAL GROUP,LTD.	14,801,400	932.10	13,796,384,940	1,121,100
NISHI-NIPPON FINANCIAL HOLDINGS,INC.	1,557,000	1,982.00	3,085,974,000	
SAN JU SAN FINANCIAL GROUP,INC.	248,800	2,044.00	508,547,200	
DAISHI HOKUETSU FINANCIAL GROUP,INC.	436,800	5,030.00	2,197,104,000	
HIROGIN HOLDINGS,INC.	3,959,800	1,203.00	4,763,639,400	254,500
OKINAWA FINANCIAL GROUP,INC.	237,100	2,541.00	602,471,100	
JUROKU FINANCIAL GROUP,INC.	360,600	4,630.00	1,669,578,000	200
HOKKOKU FINANCIAL HOLDINGS,INC.	272,000	5,120.00	1,392,640,000	77,500
PROCREA HOLDINGS,INC.	317,900	1,887.00	599,877,300	1,500
AICHI FINANCIAL GROUP,INC.	570,800	2,622.00	1,496,637,600	73,800
AOZORA BANK,LTD.	1,999,300	2,533.50	5,065,226,550	1,360,400
MITSUBISHI UFJ FINANCIAL GROUP,INC.	169,432,900	1,791.50	303,539,040,350	Collateral Securities 5,074,100 Loaned Securities 7,000

RESONA HOLDINGS, INC.	32,176,100	1,066.50	34,315,810,650	3,516,800
SUMITOMO MITSUI TRUST HOLDINGS,INC.	9,906,300	3,724.00	36,891,061,200	165,600
SUMITOMO MITSUI FINANCIAL GROUP,INC.	19,483,400	11,090.00	216,070,906,000	2,000
THE CHIBA BANK,LTD.	7,753,500	1,372.00	10,637,802,000	
THE GUNMA BANK,LTD.	5,398,800	1,003.50	5,417,695,800	
THE MUSASHINO BANK,LTD.	388,200	3,225.00	1,251,945,000	100
THE CHIBA KOGYO BANK,LTD.	591,600	1,009.00	596,924,400	247,000
TSUKUBA BANK,LTD.	1,220,900	304.00	371,153,600	
THE 77 BANK,LTD.	809,800	4,385.00	3,550,973,000	
THE AKITA BANK,LTD.	186,400	2,489.00	463,949,600	
THE YAMAGATA BANK,LTD.	309,000	1,169.00	361,221,000	
THE BANK OF IWATE,LTD.	175,900	2,733.00	480,734,700	
THE TOHO BANK,LTD.	2,200,500	322.00	708,561,000	825,800
THE TOHOKU BANK,LTD.	45,200	1,233.00	55,731,600	2,600
FUKUOKA FINANCIAL GROUP,INC.	2,423,000	4,270.00	10,346,210,000	325,400
SURUGA BANK LTD.	2,082,500	1,037.00	2,159,552,500	276,100
THE HACHIJUNI BANK,LTD.	5,970,100	1,046.50	6,247,709,650	
THE YAMANASHI CHUO BANK,LTD.	311,700	1,940.00	604,698,000	100
THE OGAKI KYORITSU BANK,LTD.	530,300	2,185.00	1,158,705,500	1,500
THE FUKUI BANK,LTD.	248,700	2,080.00	517,296,000	145,500
THE SHIMIZU BANK,LTD.	110,700	1,594.00	176,455,800	
THE BANK OF TOYAMA,LTD.	15,500	1,772.00	27,466,000	1,000
THE SHIGA BANK,LTD.	462,700	4,060.00	1,878,562,000	
THE NANTO BANK,LTD.	418,700	3,525.00	1,475,917,500	
THE HYAKUGO BANK,LTD.	2,617,400	663.00	1,735,336,200	
THE KIYO BANK,LTD.	995,300	1,899.00	1,890,074,700	
HOKUHOKU FINANCIAL GROUP,INC.	1,721,700	2,020.50	3,478,694,850	100
THE SAN-IN GODO BANK,LTD.	1,741,200	1,382.00	2,406,338,400	35,400
THE TOTTORI BANK,LTD.	32,000	1,355.00	43,360,000	
THE HYAKUJUSHI BANK,LTD.	273,700	3,220.00	881,314,000	
THE SHIKOKU BANK LTD.	407,900	1,162.00	473,979,800	
THE AWA BANK,LTD.	390,200	2,668.00	1,041,053,600	
THE OITA BANK,LTD.	167,300	3,350.00	560,455,000	29,000
THE MIYAZAKI BANK,LTD.	167,700	3,300.00	553,410,000	
THE BANK OF SAGA LTD.	162,900	2,609.00	425,006,100	
BANK OF THE RYUKYUS,LIMITED	592,000	1,210.00	716,320,000	
SEVEN BANK,LTD.	8,720,700	275.60	2,403,424,920	4,447,200
MIZUHO FINANCIAL GROUP,INC.	37,553,700	3,445.00	129,372,496,500	190,600
THE BANK OF KOCHI,LTD.	31,700	898.00	28,466,600	22,300
YAMAGUCHI FINANCIAL GROUP,INC.	2,728,000	1,768.00	4,823,104,000	
THE BANK OF NAGOYA,LTD.	177,000	7,650.00	1,354,050,000	
NORTH PACIFIC BANK,LTD.	4,215,600	527.00	2,221,621,200	1,700
THE TAIKO BANK,LTD.	29,900	1,580.00	47,242,000	10,100

THE EHIME BANK,LTD.	374,800	1,261.00	472,622,800	111,200
TOMATO BANK,LTD.	33,300	1,311.00	43,656,300	3,500
THE KEIYO BANK,LTD.	1,145,400	836.00	957,554,400	
THE TOCHIGI BANK,LTD.	1,389,400	348.00	483,511,200	193,700
THE KITA-NIPPON BANK,LTD.	90,600	2,694.00	244,076,400	
THE TOWA BANK,LTD.	510,600	686.00	350,271,600	
THE FUKUSHIMA BANK,LTD.	97,700	273.00	26,672,100	68,100
THE DAITO BANK,LTD.	40,300	781.00	31,474,300	11,500
TOMONY HOLDINGS,INC.	2,632,800	408.00	1,074,182,400	
FIDEA HOLDINGS CO.LTD.	287,500	1,607.00	462,012,500	
SENSHU IKEDA HOLDINGS,INC.	3,859,300	385.00	1,485,830,500	500
FINANCIAL PARTNERS GROUP CO.,LTD.	992,400	2,381.00	2,362,904,400	200
JAPAN INVESTMENT ADVISER CO.,LTD.	451,200	1,678.00	757,113,600	700
MERCURIA HOLDINGS CO.,LTD.	47,700	944.00	45,028,800	18,700
SBI HOLDINGS,INC.	4,467,000	4,169.00	18,622,923,000	6,200
JAPAN ASIA INVESTMENT COMPANY,LIMITED	68,000	236.00	16,048,000	6,200
JAFCO GROUP CO.,LTD.	829,100	1,949.00	1,615,915,900	195,500
DAIWA SECURITIES GROUP INC.	21,552,200	1,257.00	27,091,115,400	1,479,300
NOMURA HOLDINGS,INC.	46,786,900	954.90	44,676,810,810	621,900
OKASAN SECURITIES GROUP INC.	2,442,500	777.00	1,897,822,500	51,000
MARUSAN SECURITIES CO.,LTD.	925,500	1,095.00	1,013,422,500	278,400
TOYO SECURITIES CO.,LTD.	738,300	410.00	302,703,000	194,400
TOKAI TOKYO FINANCIAL HOLDINGS,INC.	3,303,300	572.00	1,889,487,600	24,200
THE KOSEI SECURITIES CO.,LTD.	21,000	593.00	12,453,000	12,700
MITO SECURITIES CO.,LTD.	763,300	575.00	438,897,500	84,900
ICHIYOSHI SECURITIES CO.,LTD.	520,900	841.00	438,076,900	
MATSUI SECURITIES CO.,LTD.	1,369,400	846.00	1,158,512,400	1,000
MONEX GROUP,INC.	2,724,900	701.00	1,910,154,900	39,100
KYOKUTO SECURITIES CO.,LTD.	380,900	1,464.00	557,637,600	42,900
IWAICOSMO HOLDINGS,INC.	317,100	2,268.00	719,182,800	
AIZAWA SECURITIES GROUP CO.,LTD.	401,600	2,810.00	1,128,496,000	280,200
MONEY PARTNERS GROUP CO.,LTD.	96,400	249.00	24,003,600	4,000
SPARX GROUP CO.,LTD.	309,900	1,705.00	528,379,500	
KOBAYASHI YOKO CO.,LTD.	40,000	296.00	11,840,000	20,000
JAPAN POST INSURANCE CO.,LTD.	2,833,600	3,208.00	9,090,188,800	2,600
FP PARTNER INC.	73,700	2,681.00	197,589,700	52,100
SOMPO HOLDINGS,INC.	12,555,900	3,417.00	42,903,510,300	154,100
ANICOM HOLDINGS,INC.	944,900	669.00	632,138,100	
MS&AD INSURANCE GROUP HOLDINGS,INC.	18,687,700	3,734.00	69,779,871,800	159,700
DAI-ICHI LIFE HOLDINGS,INC.	13,081,000	4,643.00	60,735,083,000	53,500
TOKIO MARINE HOLDINGS,INC.	27,163,700	6,164.00	167,437,046,800	110,400
T&D HOLDINGS, INC.	7,470,700	2,991.50	22,348,599,050	482,500

ADVANCE CREATE CO.,LTD.	214,400	1,071.00	229,622,400	151,600
NEXYZ.GROUP CORPORATION	29,900	707.00	21,139,300	19,300
ZENKOKU HOSHO CO.,LTD.	727,500	5,888.00	4,283,520,000	113,100
ANSHIN GUARANTOR SERVICE CO.,LTD.	39,800	221.00	8,795,800	
J-LEASE CO.,LTD.	187,000	1,334.00	249,458,000	
ENTRUST INC.	35,400	823.00	29,134,200	1,300
MORTGAGE SERVICE JAPAN LIMITED	51,200	421.00	21,555,200	37,600
CASA INC.	36,000	936.00	33,696,000	25,400
SBI ARUHI CORPORATION	266,700	913.00	243,497,100	5,300
PREMIUM GROUP CO.,LTD.	470,300	2,102.00	988,570,600	
NET PROTECTIONS HOLDINGS,INC.	925,200	202.00	186,890,400	76,900
CREDIT SAISON CO.,LTD.	1,763,100	3,355.00	5,915,200,500	88,000
FUYO GENERAL LEASE CO.,LTD.	256,000	12,180.00	3,118,080,000	500
MIZUHO LEASING COMPANY,LIMITED	2,329,600	1,129.00	2,630,118,400	100
TOKYO CENTURY CORPORATION	2,079,400	1,493.00	3,104,544,200	900
JAPAN SECURITIES FINANCE CO.,LTD.	1,022,500	1,613.00	1,649,292,500	24,400
AIFUL CORPORATION	4,095,600	379.00	1,552,232,400	
RICOH LEASING COMPANY,LTD.	264,000	5,270.00	1,391,280,000	10,000
AEON FINANCIAL SERVICE CO.,LTD.	1,597,300	1,287.50	2,056,523,750	
ACOM CO.,LTD.	4,964,700	419.00	2,080,209,300	300
JACCS CO.,LTD.	296,400	4,620.00	1,369,368,000	2,500
ORIENT CORPORATION	907,900	1,005.00	912,439,500	29,700
ORIX CORPORATION	16,685,000	3,653.00	60,950,305,000	152,000
MITSUBISHI HC CAPITAL INC.	12,396,900	1,072.00	13,289,476,800	
KYUSHU LEASING SERVICE CO.,LTD.	37,000	1,081.00	39,997,000	27,300
JAPAN EXCHANGE GROUP,INC.	7,172,600	3,993.00	28,640,191,800	108,800
EGUARANTEE,INC.	453,400	1,412.00	640,200,800	
ASAX CO.,LTD.	41,800	806.00	33,690,800	10,100
NEC CAPITAL SOLUTIONS LIMITED	136,500	4,215.00	575,347,500	
ROBOT HOME INC.	770,100	180.00	138,618,000	317,100
DAITO TRUST CONSTRUCTION CO.,LTD.	1,019,300	16,725.00	17,047,792,500	1,000
SAMTY HOLDINGS CO.,LTD.	442,900	2,548.00	1,128,509,200	317,200
ICHIGO INC.	2,824,300	409.00	1,155,138,700	500
NIPPON PARKING DEVELOPMENT CO.,LTD.	3,312,400	213.00	705,541,200	2,328,600
STAR MICA HOLDINGS CO.,LTD.	323,200	676.00	218,483,200	2,100
SRE HOLDINGS CORPORATION	119,800	4,745.00	568,451,000	36,800
A.D.WORKS GROUP CO.,LTD.	235,500	230.00	54,165,000	2,500
HULIC CO.,LTD.	6,489,600	1,446.50	9,387,206,400	1,490,400
NOMURA REAL ESTATE HOLDINGS,INC.	1,549,400	4,083.00	6,326,200,200	2,500
MIE KOTSU GROUP HOLDINGS,INC.	595,100	565.00	336,231,500	422,800
DEAR LIFE CO., LTD.	474,200	971.00	460,448,200	3,200
KOSE R.E. CO.,LTD.	29,600	728.00	21,548,800	21,900
JINUSHI CO.,LTD.	212,500	2,774.00	589,475,000	

PRESSANCE CORPORATION	367,900	1,935.00	711,886,500	24,400
THE GLOBAL LTD.	62,800	500.00	31,400,000	46,500
HOUSECOM CORPORATION	14,800	1,047.00	15,495,600	4,300
JAPAN PROPERTY MANAGEMENT CENTER CO.,LTD.	160,800	1,208.00	194,246,400	
SANSEI LANDIC CO.,LTD	27,200	999.00	27,172,800	
STRUST CO.,LTD.	9,700	775.00	7,517,500	
HOOSIERS HOLDINGS CO.,LTD.	429,000	1,149.00	492,921,000	
OPEN HOUSE GROUP CO.,LTD.	1,019,500	5,153.00	5,253,483,500	54,100
TOKYU FUDOSAN HOLDINGS CORPORATION	8,364,600	1,088.50	9,104,867,100	
IIDA GROUP HOLDINGS CO.,LTD.	2,665,700	2,065.00	5,504,670,500	733,100
E'GRAND CO.,LTD	14,200	1,570.00	22,294,000	1,300
MUGEN ESTATE CO.,LTD.	61,800	1,325.00	81,885,000	
B-LOT COMPANY LIMITED	63,500	946.00	60,071,000	44,000
FIRST BROTHERS CO.,LTD.	18,300	1,181.00	21,612,300	12,900
&DO HOLDINGS CO.,LTD.	168,200	1,080.00	181,656,000	120,600
CRE,INC.	124,000	1,672.00	207,328,000	6,500
KI-STAR REAL ESTATE CO.,LTD	134,100	3,450.00	462,645,000	94,900
AGRATIO URBAN DESIGN INC.	16,400	1,593.00	26,125,200	4,900
GOOD COM ASSET CO.,LTD.	258,000	829.00	213,882,000	28,400
J.S.B.CO.,LTD.	138,300	2,947.00	407,570,100	30,500
LOADSTAR CAPITAL K.K.	181,200	2,801.00	507,541,200	25,300
TENPO INNOVATION CO.,LTD.	28,000	901.00	25,228,000	20,700
GLOBAL LINK MANAGEMENT INC.	17,700	2,172.00	38,444,400	4,600
FAITHNETWORK CO.,LTD	25,200	1,896.00	47,779,200	
KASUMIGASEKI CAPITAL CO.,LTD.	113,900	15,270.00	1,739,253,000	79,500
PARK24 CO.,LTD.	1,806,900	1,584.00	2,862,129,600	15,900
PARACA INC.	87,500	2,044.00	178,850,000	
MIGALO HOLDINGS INC.	27,900	1,967.00	54,879,300	19,600
MIYAKOSHI HOLDINGS,INC.	126,800	2,281.00	289,230,800	71,000
NETSCOUT SYSTEMS INC.	1,000,000	1,000.00	1,000,000,000	1,000,000
MITSUI FUDOSAN CO.,LTD.	38,598,300	1,500.50	57,916,749,150	2,522,300
MITSUBISHI ESTATE COMPANY,LIMITED	17,458,400	2,625.00	45,828,300,000	449,400
HEIWA REAL ESTATE CO.,LTD.	451,600	3,890.00	1,756,724,000	59,400
TOKYO TATEMONO CO.,LTD.	2,430,600	2,580.50	6,272,163,300	1,691,400
KEIHANSHIN BUILDING CO.,LTD.	519,900	1,740.00	904,626,000	56,100
SUMITOMO REALTY & DEVELOPMENT CO.,LTD.	4,023,500	5,010.00	20,157,735,000	64,800
TOC CO.,LTD.	495,600	725.00	359,310,000	
LEOPALACE21 CORPORATION	2,783,700	514.00	1,430,821,800	16,000
STARTS CORPORATION INC.	399,300	3,300.00	1,317,690,000	
FUJI CORPORATION LIMITED	350,400	789.00	276,465,600	
AIRPORT FACILITIES CO.,LTD.	391,800	597.00	233,904,600	
MEIWA ESTATE COMPANY LIMITED	178,400	953.00	170,015,200	99,500
GOLDCREST CO.,LTD.	226,800	2,626.00	595,576,800	

ESLEAD CORPORATION	130,700	4,640.00	606,448,000	600
NISSHIN GROUP HOLDINGS COMPANY,LIMITED	446,400	576.00	257,126,400	278,500
ES-CON JAPAN LTD.	520,700	1,082.00	563,397,400	162,100
MIRARTH HOLDINGS,INC.	1,447,300	527.00	762,727,100	8,700
AVANTIA CO.,LTD.	51,900	860.00	44,634,000	36,100
AEON MALL CO.,LTD.	1,442,400	1,871.50	2,699,451,600	122,800
MAINICHI COMNET CO.,LTD.	34,300	751.00	25,759,300	19,700
FIRST JUKEN CO.,LTD.	37,500	1,081.00	40,537,500	23,000
LAND CO.,LTD.	15,442,300	9.00	138,980,700	8,736,800
KATITAS CO.,LTD	747,800	1,767.00	1,321,362,600	119,200
TOSEI CORPORATION	462,900	2,513.00	1,163,267,700	60,800
ANABUKI KOSAN INC.	21,900	2,103.00	46,055,700	5,400
SUN FRONTIER FUDOUSAN CO.,LTD.	412,000	2,050.00	844,600,000	
FJ NEXT HOLDINGS CO.,LTD.	292,800	1,312.00	384,153,600	1,100
INTELLEX CO.,LTD.	22,600	577.00	13,040,200	9,400
LAND BUSINESS CO.,LTD.	34,000	239.00	8,126,000	17,300
SUNNEXTA GROUP INC.	30,700	1,000.00	30,700,000	16,200
GRANDY HOUSE CORPORATION	234,400	604.00	141,577,600	18,200
JAPAN AIRPORT TERMINAL CO.,LTD.	984,000	5,441.00	5,353,944,000	700
MEIHO FACILITY WORKS LTD.	48,600	878.00	42,670,800	
LIFULL CO.,LTD.	709,000	157.00	111,313,000	375,200
MIXI,INC.	623,100	3,005.00	1,872,415,500	28,700
JAC RECRUITMENT CO.,LTD.	1,049,300	691.00	725,066,300	1,100
NIHON M&A CENTER HOLDINGS INC.	4,627,100	851.00	3,937,662,100	368,300
MEMBERS CO.,LTD.	99,300	905.00	89,866,500	19,400
CHUCO CO.,LTD.	15,700	543.00	8,525,100	2,300
UT GROUP CO.,LTD.	378,000	3,325.00	1,256,850,000	100
ITMEDIA INC.	111,200	1,918.00	213,281,600	37,900
CARENET,INC.	594,100	540.00	320,814,000	395,100
E.J HOLDINGS INC.	169,900	1,848.00	313,975,200	47,800
OPEN UP GROUP INC.	872,600	2,107.00	1,838,568,200	
KOSHIDAKA HOLDINGS CO.,LTD.	869,400	844.00	733,773,600	615,700
ARTNER CO.,LTD.	40,400	2,039.00	82,375,600	28,200
PASONA GROUP INC.	352,300	2,007.00	707,066,100	191,800
CDS CO.,LTD.	24,100	1,803.00	43,452,300	100
LINK AND MOTIVATION INC.	836,100	470.00	392,967,000	481,500
SMS CO.,LTD.	1,017,500	1,938.50	1,972,423,750	12,200
SUNNY SIDE UP GROUP INC.	33,700	652.00	21,972,400	400
PERSOL HOLDINGS CO.,LTD.	29,561,600	243.20	7,189,381,120	
LINICAL CO.,LTD.	62,700	437.00	27,399,900	6,900
COOKPAD INC.	794,400	187.00	148,552,800	368,100
ESCRIT INC.	39,300	283.00	11,121,900	28,800
IKK HOLDINGS INC.	47,500	787.00	37,382,500	32,900

GAKUJO CO.,LTD.	147,900	1,950.00	288,405,000	79,700
STUDIO ALICE CO.,LTD.	145,200	2,082.00	302,306,400	103,700
EPCO CO.,LTD.	26,600	797.00	21,200,200	4,500
NJS CO.,LTD.	63,700	4,225.00	269,132,500	45,400
SOHGO SECURITY SERVICES CO.,LTD.	4,850,700	947.80	4,597,493,460	
KAKAKU.COM,INC.	1,884,500	2,105.50	3,967,814,750	
FROM GROUP CO.,LTD.	117,300	2,767.00	324,569,100	28,500
SAINT-CARE HOLDING CORPORATION	211,300	865.00	182,774,500	26,200
SCINEX CORPORATION	16,400	791.00	12,972,400	8,900
RENAISSANCE,INCORPORATED	225,900	1,037.00	234,258,300	159,900
DIP CORPORATION	444,700	2,766.00	1,230,040,200	89,300
DIGITAL HOLDINGS,INC.	150,900	1,055.00	159,199,500	
SHIN NIPPON BIOMEDICAL LABORATORIES,LTD.	263,900	1,349.00	356,001,100	184,100
CAREER DESIGN CENTER CO.,LTD.	17,900	1,823.00	32,631,700	8,600
M3,INC.	5,738,800	1,513.50	8,685,673,800	
TSUKADA GLOBAL HOLDINGS INC.	62,100	499.00	30,987,900	
BRASS CORPORATION	12,600	715.00	9,009,000	9,300
WELLNET CORPORATION	86,000	695.00	59,770,000	60,000
WORLD HOLDINGS CO.,LTD.	130,900	2,193.00	287,063,700	26,000
DENA CO.,LTD.	1,032,300	1,569.00	1,619,678,700	124,300
HAKUHODO DY HOLDINGS INCORPORATED	3,703,700	1,171.00	4,337,032,700	300
GURUNAVI,INC.	541,000	321.00	173,661,000	377,300
TAKAMIYA CO.,LTD.	393,700	478.00	188,188,600	500
FAN COMMUNICATIONS,INC.	406,300	415.00	168,614,500	4,200
LIKE,INC.	108,100	1,534.00	165,825,400	77,800
AOBA-BBT,INC.	36,100	353.00	12,743,300	4,600
S-POOL,INC.	834,700	321.00	267,938,700	592,900
WDB HOLDINGS CO.,LTD.	148,300	1,817.00	269,461,100	
TEAR CORPORATION	64,200	461.00	29,596,200	
CDG CO.,LTD.	10,400	1,276.00	13,270,400	7,400
ADWAYS INC.	399,300	404.00	161,317,200	276,800
VALUECOMMERCE CO.,LTD.	254,900	1,190.00	303,331,000	74,100
INFOMART CORPORATION	3,014,700	312.00	940,586,400	
JP-HOLDINGS,INC.	742,400	558.00	414,259,200	
ECONACH HOLDINGS CO.,LTD.	83,800	132.00	11,061,600	62,200
CL HOLDINGS INC.	68,700	1,527.00	104,904,900	48,900
PRESTIGE INTERNATIONAL INC.	1,359,300	690.00	937,917,000	25,600
AMUSE INC.	177,100	1,623.00	287,433,300	
DREAM INCUBATOR INC.	90,600	2,290.00	207,474,000	62,200
QUICK CO.,LTD.	201,800	2,193.00	442,547,400	
TAC CO.,LTD.	46,800	183.00	8,564,400	300
DENTSU GROUP INC.	2,854,000	3,957.00	11,293,278,000	26,300

TAKE AND GIVE. NEEDS CO.,LTD.	125,100	1,001.00	125,225,100	100
PIA CORPORATION	99,000	3,080.00	304,920,000	69,600
AEON FANTASY CO.,LTD.	104,400	2,171.00	226,652,400	74,500
CTS CO.,LTD.	358,300	791.00	283,415,300	
H.U. GROUP HOLDINGS,INC.	850,000	2,398.00	2,038,300,000	600,100
ALTECH CORPORATION	275,600	2,574.00	709,394,400	73,800
SANIX INCORPORATED	465,100	299.00	139,064,900	191,900
NIPPON AIR CONDITIONING SERVICES CO.,LTD.	311,900	1,032.00	321,880,800	
ORIENTAL LAND CO.,LTD.	15,367,800	4,483.00	68,893,847,400	86,600
DUSKIN CO.,LTD.	633,800	3,690.00	2,338,722,000	
MEIKO NETWORK JAPAN CO.,LTD.	352,500	758.00	267,195,000	252,700
FALCO HOLDINGS CO.,LTD.	128,800	2,341.00	301,520,800	
SHUEI YOBIKO CO.,LTD.	21,200	301.00	6,381,200	14,500
TAYA CO.,LTD.	16,200	385.00	6,237,000	2,800
ROUND ONE CORPORATION	2,737,600	817.00	2,236,619,200	120,700
RESORTTRUST,INC.	1,261,000	2,339.50	2,950,109,500	178,100
BML,INC.	357,400	2,935.00	1,048,969,000	
RISO KYOIKU CO.,LTD.	1,484,900	248.00	368,255,200	1,052,300
WASEDA ACADEMY CO.,LTD.	160,700	1,631.00	262,101,700	113,800
USS CO.,LTD.	6,515,700	1,346.00	8,770,132,200	
TOKYO INDIVIDUALIZED EDUCATIONAL INSTITUTE,INC.	344,100	412.00	141,769,200	73,700
CYBERAGENT,INC.	6,417,900	975.20	6,258,736,080	881,500
RAKUTEN GROUP,INC.	24,965,700	887.80	22,164,548,460	205,100
CREEK & RIVER CO.,LTD.	145,800	1,759.00	256,462,200	3,500
SBI GLOBAL ASSET MANAGEMENT CO.,LTD.	568,400	653.00	371,165,200	85,200
TOW CO.,LTD.	569,000	353.00	200,857,000	300
YAMADA CONSULTING GROUP CO.,LTD.	126,100	2,198.00	277,167,800	
CENTRAL SPORTS CO.,LTD.	109,000	2,510.00	273,590,000	77,200
FULLCAST HOLDINGS CO.,LTD.	277,200	1,486.00	411,919,200	
EN JAPAN INC.	472,600	2,511.00	1,186,698,600	600
RESOL HOLDINGS CO.,LTD.	8,800	4,680.00	41,184,000	700
TECHNOPRO HOLDINGS,INC.	1,700,200	2,671.50	4,542,084,300	
ARTRA GROUP CORPORATION	28,800	165.00	4,752,000	6,900
IR JAPAN HOLDINGS,LTD.	150,800	1,192.00	179,753,600	103,600
KEEPER TECHNICAL LABORATORY CO.,LTD.	179,300	3,685.00	660,720,500	127,100
FIRSTLOGIC,INC.	30,000	548.00	16,440,000	400
SANKI SERVICE CORPORATION	16,700	1,140.00	19,038,000	800
GUNOSY INC.	230,500	794.00	183,017,000	156,700
DESIGNONE JAPAN,INC.	29,200	165.00	4,818,000	21,400
E-GUARDIAN INC.	138,700	2,061.00	285,860,700	58,200
LIVESENSE INC.	44,500	222.00	9,879,000	31,500

JAPAN MATERIAL CO.,LTD.	888,600	2,147.00	1,907,824,200	
VECTOR INC.	346,900	1,192.00	413,504,800	
UCHIYAMA HOLDINGS CO.,LTD.	41,000	346.00	14,186,000	2,500
CHARM CARE CORPORATION	241,900	1,560.00	377,364,000	24,700
CAREERLINK CO.,LTD.	106,400	2,520.00	268,128,000	73,400
IBJ,INC.	221,800	597.00	132,414,600	86,600
ASANTE INCORPORATED	143,500	1,783.00	255,860,500	95,100
VALUE HR CO.,LTD.	253,700	1,428.00	362,283,600	173,400
M&A CAPITAL PARTNERS CO.,LTD.	234,900	2,248.00	528,055,200	156,200
RIDE ON EXPRESS HOLDINGS CO.,LTD.	115,100	1,033.00	118,898,300	58,700
ERI HOLDINGS CO.,LTD.	27,300	2,471.00	67,458,300	19,100
ABIST CO.,LTD.	15,100	3,330.00	50,283,000	800
SIGMAXYZ HOLDINGS INC.	380,300	1,563.00	594,408,900	
WILL GROUP,INC.	243,100	1,029.00	250,149,900	100
ESCROW AGENT JAPAN,INC.	116,300	146.00	16,979,800	86,300
MEDPEER,INC.	232,300	600.00	139,380,000	109,800
RAREJOB,INC.	18,700	425.00	7,947,500	13,300
RECRUIT HOLDINGS CO.,LTD.	20,914,300	9,010.00	188,437,843,000	1,094,700
ELAN CORPORATION	384,100	870.00	334,167,000	57,100
C.E.MANAGEMENT INTEGRATED LABORATORY CO.LTD	45,300	323.00	14,631,900	18,200
JAPAN POST HOLDINGS CO.,LTD.	30,356,000	1,642.50	49,859,730,000	
BELLSYSTEM24 HOLDINGS,INC.	311,600	1,568.00	488,588,800	500
KAMAKURA SHINSHO,LTD.	247,500	419.00	103,702,500	165,100
SMN CORPORATION	18,700	324.00	6,058,800	8,900
ICHIKURA CO.,LTD.	12,200	578.00	7,051,600	9,000
GLOBAL KIDS COMPANY CORP.	18,100	692.00	12,525,200	12,700
AIRTRIP CORP.	212,900	1,319.00	280,815,100	147,100
ATRAE,INC.	211,700	823.00	174,229,100	65,700
STRIKE COMPANY,LIMITED	143,100	4,560.00	652,536,000	8,400
SOLASTO CORPORATION	800,500	470.00	376,235,000	
SERAKU CO.,LTD.	88,700	1,297.00	115,043,900	59,000
INSOURCE CO.,LTD.	630,300	820.00	516,846,000	100
BAYCURRENT CONSULTING,INC.	2,134,200	3,671.00	7,834,648,200	200
ORCHESTRA HOLDINGS INC.	63,500	1,221.00	77,533,500	18,200
I-MOBILE CO.,LTD.	368,500	534.00	196,779,000	
CAREERINDEX INC.	33,500	200.00	6,700,000	24,600
MATCHING SERVICE JAPAN CO.,LTD.	118,800	1,083.00	128,660,400	1,000
SEMBA CORPORATION	20,100	1,247.00	25,064,700	
JAPAN ELEVATOR SERVICE HOLDINGS CO.,LTD.	940,900	2,649.00	2,492,444,100	
FULLTECH CO.LTD.	13,600	1,151.00	15,653,600	8,700
GREENS CO.,LTD.	35,200	1,955.00	68,816,000	21,200
TSUNAGU GROUP HOLDINGS INC.	27,400	671.00	18,385,400	5,000

GAMEWITH,INC.	41,000	250.00	10,250,000	29,600
MS&CONSULTING CO.,LTD.	13,100	641.00	8,397,100	2,400
LTS,INC.	33,800	2,106.00	71,182,800	11,800
MIDAC HOLDINGS CO.,LTD.	176,000	1,456.00	256,256,000	79,600
QB NET HOLDINGS CO.,LTD.	166,300	1,257.00	209,039,100	
OPEN GROUP,INC.	394,500	264.00	104,148,000	130,600
SPRIX INC.	28,200	818.00	23,067,600	2,200
MANAGEMENT SOLUTIONS CO.,LTD.	124,400	1,391.00	173,040,400	74,200
PRORED PARTNERS CO.,LTD.	71,000	580.00	41,180,000	33,600
AND FACTORY,INC	28,800	332.00	9,561,600	21,200
TENO.HOLDINGS COMPANY LIMITED	11,900	413.00	4,914,700	8,800
FRONTIER MANAGEMENT INC.	72,900	1,198.00	87,334,200	3,400
PIALA INC.	18,300	274.00	5,014,200	5,300
COPRO-HOLDINGS.CO.,LTD.	31,700	1,788.00	56,679,600	23,500
GEECHS INC.	13,000	460.00	5,980,000	6,500
AMVIS HOLDINGS,INC.	621,600	2,175.00	1,351,980,000	429,100
CURVES HOLDINGS CO.,LTD.	793,200	745.00	590,934,000	553,600
FORUM ENGINEERING INC.	395,000	990.00	391,050,000	
FAST FITNESS JAPAN INCORPORATED	99,000	1,406.00	139,194,000	2,500
DIRECT MARKETING MIX INC.	299,000	247.00	73,853,000	
POPPINS CORPORATION	43,000	1,223.00	52,589,000	2,900
LITALICO INC.	226,200	1,681.00	380,242,200	76,400
INTERWORKS CONFIDENCE INC.	8,400	1,847.00	15,514,800	1,900
ADVANTAGE RISK MANAGEMENT CO.,LTD.	49,300	539.00	26,572,700	2,000
RELO GROUP,INC.	1,454,800	1,691.00	2,460,066,800	153,000
TOSHO CO.,LTD.	202,400	721.00	145,930,400	117,100
INTEGRATED DESIGN & ENGINEERING HOLDINGS CO.,LTD.	175,200	4,015.00	703,428,000	1,600
BEWITH,INC.	59,500	1,870.00	111,265,000	42,000
TRE HOLDINGS CORPORATION	555,800	1,290.00	716,982,000	161,800
PEOPLE, DREAMS & TECHNOLOGIES GROUP CO.,LTD.	119,400	1,831.00	218,621,400	
NISSO HOLDINGS CO.,LTD.	251,600	820.00	206,312,000	173,200
DAIEI KANKYO CO.,LTD.	527,600	2,729.00	1,439,820,400	8,400
NIPPON KANZAI HOLDINGS CO.,LTD.	304,500	2,647.00	806,011,500	13,700
M&A RESEARCH INSTITUTE HOLDINGS INC.	309,300	4,140.00	1,280,502,000	118,200
H.I.S.CO.,LTD.	843,700	1,520.00	1,282,424,000	596,300
LUCKLAND CO.,LTD.	131,800	2,124.00	279,943,200	93,100
KYORITSU MAINTENANCE CO.,LTD.	911,500	2,899.50	2,642,894,250	587,900
ICHINEN HOLDINGS CO.,LTD.	307,600	1,685.00	518,306,000	
CTI ENGINEERING CO.,LTD.	149,600	4,900.00	733,040,000	
SPACE CO.,LTD.	189,700	1,179.00	223,656,300	
SAN HOLDINGS,INC.	267,300	1,154.00	308,464,200	
SUBARU ENTERPRISE CO.,LTD.	101,200	3,015.00	305,118,000	3,100

TOKYO THEATRES COMPANY,INCORPORATED	35,600	1,120.00	39,872,000	3,100
TANABE CONSULTING GROUP CO.,LTD.	112,400	1,479.00	166,239,600	
NAGAWA CO.,LTD	90,700	7,590.00	688,413,000	62,900
TOKYOTOKEIBA CO.,LTD.	243,100	4,065.00	988,201,500	172,000
JOBAN KOSAN CO.,LTD.	36,300	1,208.00	43,850,400	24,100
KANAMOTO CO.,LTD.	450,200	2,748.00	1,237,149,600	100
NISHIO HOLDINGS CO.,LTD.	239,900	3,945.00	946,405,500	18,500
AGORA HOSPITALITY GROUP CO.,LTD.	625,100	53.00	33,130,300	437,000
TRANCOSMOS INC.	324,400	3,455.00	1,120,802,000	2,900
NOMURA CO.,LTD.	1,266,500	863.00	1,092,989,500	100
FUJITA KANKO INC.	116,100	8,780.00	1,019,358,000	81,400
KNT-CT HOLDINGS CO.,LTD.	173,300	1,352.00	234,301,600	26,000
TOKAI CORP.	257,000	2,174.00	558,718,000	100
HAKUYOSHA COMPANY,LTD.	14,800	2,385.00	35,298,000	10,900
SECOM CO.,LTD.	2,957,500	9,429.00	27,886,267,500	248,400
CENTRAL SECURITY PATROLS CO.,LTD.	156,500	3,070.00	480,455,000	11,000
TANSEISHA CO.,LTD.	562,700	996.00	560,449,200	
MEITEC GROUP HOLDINGS INC.	988,800	3,336.00	3,298,636,800	
OYO CORPORATION	271,100	2,735.00	741,458,500	
FUNAI SOKEN HOLDINGS INCORPORATED	581,000	2,274.00	1,321,194,000	100
SHINGAKUKAI HOLDINGS CO.,LTD.	25,700	247.00	6,347,900	7,500
OHBA CO.,LTD.	64,600	1,058.00	68,346,800	48,600
IDEA CONSULTANTS,INC.	26,200	2,376.00	62,251,200	9,800
GAKKYUSHA CO.,LTD.	115,900	2,111.00	244,664,900	
AEON DELIGHT CO.,LTD.	311,600	3,890.00	1,212,124,000	18,600
NAC CO.,LTD.	246,200	584.00	143,780,800	29,100
DAISEKI CO.,LTD.	592,600	3,690.00	2,186,694,000	34,800
STEP CO.,LTD.	105,700	1,950.00	206,115,000	900
Total	4,647,482,700		11,385,944,836,270	

(2) Non-stock securities

N/A

2 Schedule of Balances of Margin Transaction Contracts

N/A

3 Amounts of Derivatives Transactions and Forward Exchange Transactions and Market Value Status

These are stated in “Notes (Notes Regarding Derivative Transactions etc.)”.

Interim financial statements

(1) The Interim Financial Statements of the Fund are prepared base on “Regulation on Accountings of Investment Trust Property (Cabinet Office Ordinance No. 133 of 2000) in accordance with “Ordinance on Terminology, Forms and Preparation Methods of Interim Financial Statements” (Ministry of Finance Ordinance No. 59 of 1963) and Article 284 as well as 307 of the same regulation.

The Interim Financial Statements are recorded in Japanese yen.

(2) Pursuant to the provision of paragraph 1 of Article 193-2 of the Financial Instruments and Exchange Act, the Fund’s Interim Financial Statements for the interim calculation period under review (from July 9, 2024 to January 8, 2025) have been audited by PricewaterhouseCoopers Japan LLC.

2. Current Status of the Fund

The following is the current status of the Fund as of January 31, 2025.
Listed Index Fund TOPIX

Statement of calculation of net assets

I Total assets	12,189,092,521,240 yen
II Total liabilities	863,803,395,008 yen
III Net assets (I-II)	11,325,289,126,232 yen
IV Number of outstanding units	3,915,021,435 units
V Net assets per unit (III / IV)	2,892.78 yen

IV. Outline of Administration of Domestic Investment Trust Beneficiary Certificates

(1) Title Transfer

Except when the Management Company issues beneficiary certificates for unavoidable reasons, unitholders may not request to have their bearer beneficiary certificates converted to registered beneficiary certificates, or vice versa.

(2) Special Privileges to Unitholders

N/A

(3) Restrictions on Transfers

i) There are no restrictions on transfers.

ii) Transfer of Units

- When transferring the Units he or she owns, a unitholder must submit a request for transfer to the Book-Entry Transfer Institution, Etc. that maintains a book-entry transfer account book in which the Units that the unitholder intends to transfer are listed or recorded.
- When a request referred to in the preceding paragraph is made, the Book-Entry Transfer Institution, Etc. lists or records a decrease in the number of Units owned by the unitholder making the transfer and an increase in the number of Units held by the transferee in the book-entry transfer account book that it maintains. However, in the event that the Book-Entry Transfer Institution, Etc. is not the institution that created the account to which the transfer is made, the Book-Entry Transfer Institution, Etc. shall inform the different book-entry transfer institution, etc. that opened the account of the transferee to which the transfer is made (and its upper-positioned institutions) to add an entry or record of the increase in the number of Units in the account of the transferee to which the transfer is made pursuant to the provisions of the Act on Book-Entry Transfer of Company Bonds, Shares, etc.
- In connection with the above-mentioned book-entry transfer, the Management Company may establish a day or a period of book-entry transfer suspension when it deems necessary or determines that unavoidable circumstances exist, such as when the Book-Entry Transfer Institution, Etc. that maintains the book-entry transfer account book in which the Units the unitholder intends to transfer is listed or recorded is different from the book-entry transfer institution, etc. that opened the account of the transferee to which the transfer is made.

iii) Requirements for Perfection of the Transfer of Units

The transfer of Units may not be asserted against the Management Company or the Trustee Company unless such a transfer is listed or recorded in the book-entry transfer account book.

(4) Reissue of Beneficiary Certificates

Unitholders may not request that their beneficiary certificates be reissued except when the Management Company issues such certificates for unavoidable reasons.

(5) Subdivision the Units

The Management Company may equally subdivide the Units outstanding as of a certain date upon consultation with the Trustee Company pursuant to the provisions of the Act on Book-Entry Transfer of Company Bonds, Shares, etc.

(6) Handling of Units Listed or Recorded in the Pledge Column

The payment of income dividends, acceptance of a request for an Exchange and delivery of exchanged shares (including Exchanges upon termination of the trust) in connection with the Units listed or recorded in the pledge column of the book-entry transfer account book of the Book-Entry Transfer Institution, Etc. are handled in accordance with the provisions of the trust deed, as well as those of the Civil Code and other laws and regulations.

PART III. Information on the Management Company, Etc.

Please contact “ETFBusinessDevelop@nikkoam.com” for the consolidated financial statement.

Trust Deed for Open-end Securities Investment Trust Listed Index Fund TOPIX

Article 1 (Type of Trust, Trustor and Trustee)

1. This Trust is a securities investment trust, having Nikko Asset Management Co., Ltd. as Trustor and Mitsubishi UFJ Trust and Banking Corporation as Trustee.
2. The Trust Act (Act No. 62 of 1922) applies to this Trust except for the matters of requirements for perfection of assets belonging to the trust assets.

Article 2 (Delegation of Trust Business)

The Trustee may enter into a trust deed with a financial institution, which is licensed to operate a combined management of trust business under Article 1, Paragraph 1 of the Act on Provision, etc. of Trust Business by Financial Institutions, and pursuant to such deed, it may delegate part of the trust business to be dealt with for this Trust to such financial institution in the form of delegation of trust business as provided for in Article 26, Paragraph 1 of the Trust Act.

Article 3 (Purpose and Amount of Trust, Limitation on Additions to Trust Fund)

1. The Trustor shall deposit, and the Trustee shall accept, the amount of 9.97 billion yen (9,970,000,000 yen) to be held in trust in cash and securities for the purpose of making profits for and on behalf of the beneficiaries.
2. Upon agreement with the Trustee, the Trustor may make additions, either in cash or in securities, to the trust fund to a maximum limit of 30 trillion yen (30,000,000,000,000 yen), and in case of any such addition to the trust fund, the Trustee shall deliver a certificate of acceptance in writing to the Trustor.
3. Upon agreement with the Trustee, the Trustor may change the maximum limit specified in the preceding paragraph.

Article 4 (Trust Term)

No term shall be set for this Trust; provided that this Trust may be terminated under Article 47, Paragraph 1 of Article 48, Paragraph 1 of Article 49 and Paragraph 2 of Article 51.

Article 5 (Offering for Sale of Beneficial Interests)

The solicitation for sale of beneficial interests of this Trust shall be made through a public offering under Article 2, Paragraph 8 of the Act on Investment Trusts and Investment Corporations that shall fall under one form of the offerings for sale as provided for in Article 2, Paragraph 3, Item 1 of the Financial Instruments and Exchange Act of Japan.

Article 6 (Initial Beneficiaries)

1. The initial beneficiaries at the time of execution of the Trust Deed or at the time of an addition to the trust fund shall be the subscribers of beneficial interests designated as such by the Trustor, and their beneficial interests divided under Article 7 shall belong to such subscribers in proportion to their respective number of units subscribed. However, in accordance with the statement of operation procedures of the Financial Instruments Clearing Institution (the Financial Instruments Clearing Institution defined in Article 2, Paragraph 29 of the Financial Instruments and Exchange Act and hereinafter referred to as the "Clearing Institution") specified separately, when the Type 1 financial instruments business operator designated by the Trustor who accepted the subscription, applies to the Clearing Institution for assuming obligation of delivery or payment of equities pertaining to the acceptance of subscription and the Clearing Institution assumes this obligation, the initial beneficiaries at the time of an addition to the trust fund is the Clearing Institution.
2. In connection with the beneficiaries referred to in the preceding paragraph, the Trustee shall register its name or corporate name, address and any other matters specified by it in the register of beneficiaries set out in Article 21. The Trustee shall also separately register its personal number (meaning the personal number defined in Article 2-5 of the Act on the Use of Numbers to Identify a Specific Individual in Administrative Procedures; hereinafter the same) or corporate number (meaning the corporate number defined in Article 2-15 of the Act on the Use of Numbers to Identify a Specific Individual in Administrative Procedures; hereinafter the

same). However, Trustees that do not have a personal number or corporate number are prohibited from registering (the same shall apply in Article 21-1).

Article 7 (Division or Subdivision of Beneficial Interests)

1. The Trustor shall divide the beneficial interests set out in Paragraph 1 of Article 3 equally into the number of units obtained by dividing such interests by a value in yen equivalent to the closing price of TOPIX (any fraction less than a full yen being rounded up) on the business day immediately preceding the date of execution of the Trust Deed or the beneficial interests derived from any addition to the trust fund equally into the number of units added under Paragraph 1 of Article 8 upon each addition.
2. The Trustor may, upon consultation with the Trustee, equally subdivide the beneficial interests existing as at a given day in accordance with the provisions set forth in the Act on Book-Entry Transfer of Company Bonds, Shares, etc. (hereinafter referred to as the "Book-Entry Transfer Act").

Article 8 (Additional Trust)

1. The Trustor shall, in principle, make an addition to the trust fund in this Trust with securities (excluding those in which no investment may be permitted under the Trust Deed); provided that if the aggregate of the value of such securities (i.e., the value calculated on the basis of the closing price reported on the business day immediately preceding the day on which the addition is made to the trust fund or any equivalent value calculated in any reasonable manner; the same shall apply hereinafter) is less than the value obtained by multiplying the net asset value per unit of the business day immediately preceding the day on which the addition is made to the trust fund by the number of the beneficial interests of such additional trust, then such addition to the trust fund shall be made in cash with respect to the resultant difference.
2. As regards the added trust fund (including the value of the securities placed in trust), a difference between the added amount and the amount equal to principal shall be treated as the difference of additional trust.

Article 9 (Calculation Method of Net Asset Value per Unit)

For the purpose of the Trust Deed, the "Net Asset Value per Unit" means an amount calculated by dividing the total amount of assets of the trust assets obtained through assessment at the current market price of such assets (excluding collateral securities) belonging to the trust assets in accordance with the relevant laws and regulations as well as the rules of The Investment Trusts Association, Japan, less the total amount of liabilities, (hereinafter referred to as the "Total Net Asset Value") by the total number of the beneficial interests as of the calculation date and by rounding to the nearest figure of one-tenth of a yen.

Article 10 (Description of Beneficial Interests with Different Trust Dates)

The beneficial interests in this Trust shall not be treated differently depending on the different trust dates.

Article 11 (Attribution of Beneficial Interests and Non-issuance of Beneficiary Certificates)

1. The provisions of the Book-Entry Transfer Act shall apply to the beneficial interests in this Trust from January 4, 2008. The attribution of beneficial interests which are added to the trust fund on or after the same date shall be determined by entry or record in a book-entry transfer account book of a book-entry transfer institution agreed by the Trustor to deal with the beneficial interests in this investment trust in advance (which refers to the "Book-Entry Transfer Institution" as defined in Article 2 of the Book-Entry Transfer Act; hereinafter referred to as the "Book-Entry Transfer Institution") and any account management institution subordinate to such Book-Entry Transfer Institution ("account management institution" as defined in Article 2 of the Book-Entry Transfer Act; including the Book-Entry Transfer Institution, hereinafter referred to as the "Book-Entry Transfer Institution, Etc.") (beneficial interests determined by entry or record in a book-entry transfer account book shall be hereinafter referred to as the "Book-Entry Transfer Beneficial Interests").
2. The Trustor shall not issue beneficiary certificates representing the Book-Entry Transfer Beneficial Interests when the designation of the Book-Entry Transfer Institution dealing with the beneficial interests in this Trust by the Minister in charge is cancelled by the provisions of

the Book-Entry Transfer Act or when such designation becomes invalid, except for the cases where there exists no one who succeeds to the transfer business of such Book-Entry Transfer Institution or there are other unavoidable circumstances.

In addition, beneficiaries shall not make a request to convert their bearer beneficiary certificates into registered beneficiary certificates, or convert their registered beneficiary certificates into bearer beneficiary certificates, or reissue beneficiary certificates unless the Trustor issues beneficiary certificates due to unavoidable circumstances.

3. The Trustor shall, as regards the beneficial interests divided by the provisions of Article 7, notify the Book-Entry Transfer Institution of the matters provided for in the Book-Entry Transfer Act for a new entry or record in a book-entry transfer account book of the Book-Entry Transfer Institution, Etc. The Book-Entry Transfer Institution, Etc. shall, if there is a notification from the Trustor to the Book-Entry Transfer Institution, make a new entry or record in the book-entry transfer account book managed by the Book-Entry Transfer Institution, Etc. in accordance with the provisions of the Book-Entry Transfer Act.
4. The Trustor may apply for entry or record of the beneficial interests in this Trust in the transfer acceptance book for and on behalf of the beneficiaries and shall, in principle, apply for entry or record of all of the beneficial interests in this Trust as of December 28, 2007 (such beneficial interests are those whose record of exchange in the trust assets has already been finished and include those whose distribution date of shares in relation to such exchange is on or after January 4, 2008) in the transfer acceptance book on January 4, 2008 for and on behalf of the beneficiaries. However, as regards the beneficiary certificates that have not been entered or recorded in the participant account book and the beneficial interests related to the beneficiary certificates not held in a custody account in the central securities custody and book-entry transfer system, the Trustor shall make such application after it confirms such beneficiary certificates during the trust term. The beneficiary certificates relating to the beneficial interests entered or recorded in the transfer acceptance book shall become invalid and they shall become the Book-Entry Transfer Beneficial Interests by such entry or record. In addition, the Trustor may, when applying for entry or record of the beneficial interests in this Trust in the transfer acceptance book for and on behalf of the beneficiaries, delegate the procedure of such application to a Type 1 financial instruments business operator designated by the Trustor (which refers to a person who conducts the Type 1 financial instruments business provided for in Article 28, Paragraph 1 of the Financial Instruments and Exchange Act designated by the Trustor; the same shall apply hereinafter) or a member of a financial instruments exchange as an account management institution (which refers to a financial instruments exchange prescribed in Article 2, Paragraph 16 of the Financial Instruments and Exchange Act and a foreign financial instruments market prescribed in Article 2, Paragraph 8, Item 3-b of the Financial Instruments and Exchange Act; the same shall apply hereinafter).

Article 12 (Notification by Trustee of Creation of Beneficial Interests)

The Trustee shall notify the Trustor that an addition to the trust fund has been made when the Trustee receives notification of the acceptance or transfer of the shares associated with such addition to the trust fund (including the amount equal to the value of the equities of the issuing company, etc. set forth in Paragraph 1 of Article 13). However, as provided by the statement of operation procedures of the Clearing Institution set forth in the proviso to Article 6, when the Clearing Institution assumes obligation of delivery or payment of the equities to the Trustor, Trustee shall, at the direction of the Trustor, notify the Book-Entry Transfer Institution that an addition to the trust fund has been made, regardless of whether or not the Trustee received notification of the acceptance or transfer of the equities.

Article 13 (Subscription Method, Unit of Beneficial Interests and Value of Beneficial Interests)

1. Subscription shall be made by applicants with the equities held by them against the Type 1 financial instruments business operator designated by the Trustor. In this case, the equities for the subscription shall be those in the constituent shares of TOPIX in the same constituent ratio as TOPIX; provided that if the applicant is an issuing company or any of its subsidiaries (which refer to those as set forth in Article 2, Item 3 of the Companies Act; hereinafter referred to as the "Issuing Company, Etc.," including the issuing company) of the stock issues included in TOPIX, subscription may be made in cash with respect to the subscription in an amount equal to the value of the equities of the Issuing Company, Etc. to be included in such subscription.

2. The Type 1 financial instruments business operator designated by the Trustor may deal for the applicant with the subscription for the beneficial interests divided pursuant to the provision of Article 7, Paragraph 1 in the unit of the minimum subscription number (which is to be determined by the Trustor as the number equal to an amount multiplied by the value of beneficial interests being equivalent to the aggregate value of the unit shares (which refer to all of such numbers of respective constituent shares of TOPIX as specified by the Trustor; the same shall apply hereinafter) on the subscription date).
3. The applicant referred to in the preceding paragraph shall indicate an account of the Book-Entry Transfer Institution, Etc. used for the transfer of beneficial interests for the Trust established for the applicant to the Type 1 financial instruments business operator designated by the Trustor at the time of or prior to the subscription in which the increase in the number of units of the applicant is described or recorded. The Type 1 financial instruments business operator designated by the Trustor may describe or record the increase in the number of units of the applicant in the account in exchange for delivery or payment of the unit shares required for the application for subscription (including the amount equal to the value of the equities of the Issuing Company, Etc. set forth in Paragraph 1 above. The same applies hereinafter in this section). As provided by the business methods of the Clearing Institution set forth in the proviso to Article 6, when the Type 1 financial instruments business operator designated by the Trustor who accepted the subscription, applies to the Clearing Institution for assuming obligation of delivery or payment of the unit shares to the Trustor which is associated with the acceptance of subscription and the Clearing Institution assumes this obligation, the increase in the number of units is entered or recorded in the account of the Clearing Institution with the Book-Entry Transfer Institution, The entry or recording of the increase in the number of units in the account with a Book-Entry Transfer Institution, etc. opened by the subscription applicant for its own to transfer of beneficiary interests of this Trust will be made through the book-entry transfer institution, etc. between the Clearing Institution and a Type 1 financial instruments business operator designated by the Trustor (Including financial instruments business operators or registered financial institutions that act as clearing agents for the securities etc. if the clearing of securities, etc. is delegated by the Type 1 financial instruments business operator designated by the Trustor and is executed under Article 2, Paragraph 27 of the Financial Instruments and Exchange Act when the Type 1 financial instruments business operator designated by the Trustor applies to the Clearing Institution for assuming obligation).
4. Notwithstanding the provisions set forth in Paragraph 2 above, if the day on which application for subscription is made falls under any of the following items, the Type 1 financial instruments business operator designated by the Trustor shall not handle such application, in principle:
 - 1) During the three (3) business days from the business day immediately preceding ex right date (excluding ex dividend date) for the relevant constituent shares of the TOPIX;
 - 2) During the six (6) business days from the day which is three (3) business days prior to the day on which the number of shares has been changed as a result of a change in the constituent shares of the TOPIX or a change in the number of shares due to an increase or decrease in capital, etc.;
 - 3) During the two (2) business days from the day which is two (2) business days prior to the last day of each calculation period set forth in Article 34 hereof (if the last day of the calculation period is a holiday, then during the three (3) business days from the day which is three (3) business days prior to the last day of each calculation period);
 - 4) During the five (5) business days immediately preceding the termination date of the Trust if it is to be terminated; or
 - 5) In addition to the above items, if the Trustor considers that there have occurred any unavoidable events that might hinder management in accordance with the basic policies for management as provided for in each item in Article 24 hereof.
5. The value of beneficial interests as referred to in Paragraph 2 above shall be the Net Asset Value per Unit as of the subscription date; provided that the value of the beneficiary certificates subscribed prior to the day when the Trust Deed is executed shall be the price per unit in yen (any fraction less than a full yen to be rounded up) equal to the closing price of TOPIX on the business day immediately preceding such day.
6. The applicant shall satisfy an amount of the difference, if any, resulting from the total of the aggregate value of the equities of the subscription set out in Paragraph 1 and the cash set out

- in the proviso thereto being less than an amount obtained by multiplying the value of beneficial interests by the number of units subscribed as set out in the preceding paragraph.
7. At the time of its acceptance of subscription, the Type 1 financial instruments business operator designated by the Trustor may charge the applicant its own specified fees and the consumption and local taxes (hereinafter referred to as the "Consumption Tax, Etc.") thereon.
 8. In the event of an applicant being the Issuing Company, Etc. of the constituent shares of TOPIX, the Type 1 financial instruments business operator designated by the Trustor which has accepted the subscription shall notify the Trustor of the name of the applicant and the number of units subscribed by it at the time of the acceptance thereof (including any such case as the Type 1 financial instruments business operator makes subscription on its own behalf if it falls under the Issuing Company, Etc. of the constituent shares of TOPIX; the same shall apply in the next paragraph).
 9. Should any damage occur to the trust assets, etc. in the absence of such notice as set out in the preceding paragraph at the time of the subscription, the Type 1 financial instruments business operator which has accepted it shall be liable for such damage.
 10. Notwithstanding the provisions of each of the preceding paragraphs, the Trustor shall be entitled to suspend the acceptance of subscriptions of beneficial interests or cancel the subscriptions thereof already made when there are unavoidable circumstances such as a suspension of trading or suspension of the settlement function on the relevant financial instruments exchange.

Article 14 (Listing on Financial Instruments Exchange)

1. The Trustor shall apply for listing of the beneficial interests in the Trust (which are represented by beneficiary certificates before January 4, 2008; the same shall apply to the provisions of this Article) on a financial instruments exchange, which shall be listed on the market established by the exchange upon approval given by it in accordance with its specified rules and regulations.
2. In the event of the beneficial interests in the Trust being listed on any financial instruments exchange as set out in the preceding paragraph, the Trustor shall comply with the rules and regulations defined by the exchange as well as with such delisting or suspension of trading or any such other action as may be taken for the beneficial interests by the exchange under its rules and regulations.

Article 15 (Entries or Records in the Transfer of Beneficial interests)

1. If a beneficiary transfers its beneficial interests, the beneficiary shall make a request of transfer to the Book-Entry Transfer Institution, Etc. managing the book-entry transfer account book in which the beneficial interests to be transferred are listed or recorded.
2. In the case of the above-mentioned request, the Book-Entry Transfer Institution, Etc., shall describe or record the decrease of the beneficial interests held by the beneficiary as well as the increase of the beneficial interests held by the transferee in the book-entry transfer account book managed by the Book-Entry Transfer Institution, Etc. Provided, however, that if the transferee account is not established by the Book-Entry Transfer Institution, Etc., it shall notify the other Book-Entry Transfer Institution, Etc. which has established the transferee account (including upper positioned institutions of such other Book-Entry Transfer Institution, Etc.) pursuant to the Book-Entry Transfer Act thereof to ensure that it describes or records the increase of the beneficial interests in the transferee account.
3. Upon conducting the transfer set forth in Paragraph 1, the Trustor may implement a transfer suspension date or transfer suspension period as deemed necessary or if it judges that there are unavoidable circumstances, such as the case where the Book-Entry Transfer Institution, Etc. managing the book-entry transfer account book in which the beneficial interests to be transferred are listed or recorded differ from the Book-Entry Transfer Institution, Etc. which have established the transferee account.

Article 16 (Requirements for Perfection of Transfer of Beneficial Interests)

The transfer of beneficial interests may not be asserted against the Trustor or Trustee unless listed or recorded in the book-entry transfer account book under the provisions of the preceding Article.

Article 17 (Reissue of Bearer Beneficiary Certificates)
(Deleted)

Article 18 (Reissue of Registered Beneficiary Certificates)
(Deleted)

Article 19 (Reissue When Beneficiary Certificates Are Defaced, Etc.)
(Deleted)

Article 20 (Expense of Reissue of Beneficiary Certificates)
(Deleted)

Article 21 (Preparation of Register of Beneficiaries and Registration of Beneficiaries)

1. The Trustee shall prepare a register of beneficiaries for the Trust and register the holders of beneficial interests notified by the Book-Entry Transfer Institution pursuant to the Book-Entry Transfer Act, any relevant laws, regulations and rules as of the last day of the calculation period by entering its name or corporate name, address and any other matters specified by it in the register of beneficiaries as the beneficiaries of the beneficial interests listed or recorded in the book-entry transfer account book managed by the Book-Entry Transfer Institution, Etc. The Trustee shall also separately register its personal number or corporate number. However, regarding the payment of income distributions prescribed in Article 39-2, it is prohibited to register the personal number or corporate number of beneficiaries that are issued beneficiary certificates via the payment handlers defined in Article 9, Paragraph 3(2)-1 of the Special Taxation Measure Act. The Trustee, however, may enter into a delegation contract with another securities agency company or any such other party as it may deem eligible to delegate the preparation of the register to such company or party.
2. Any beneficiary holding bearer certificates may request its name to be entered in the register referred to in Paragraph 1 through a member of the relevant financial instruments exchange (who is an account management institution; the same shall apply hereinafter). In this case, such member may charge the beneficiary its own specified fees and the Consumption Tax, Etc. thereon; provided that securities and financial companies may affect any such entry as set out in the preceding paragraph directly to the Trustee (or the party to which the Trustee has delegated the preparation of the register as set out in Paragraph 1 above).
3. The registration of beneficiaries set out in the preceding paragraphs shall be suspended for a period of fifteen (15) days from the day next following the last day of each calculation period specified in Article 34. If the Trust is terminated, such registration shall also be suspended for a period of five (5) business days immediately prior to the date of termination of the Trust.
4. For the beneficiaries as of the date of the execution of these Trust Deed and beneficiaries of additional trusts prior to January 4, 2008, beneficiary certificates shall be issued after making the registration set out in Paragraph 1. The beneficiaries of additional trusts after January 4, 2008 shall be entered or recorded in the book-entry transfer account book managed by the Book-Entry Transfer Institution, Etc. after making the registration set out in Paragraph 1.

Article 22 (Types of Assets in Which the Trust May Invest)

The types of assets in which this Trust may invest (which refer to such specific assets as provided for in each item of Article 3 of the Order for Enforcement of the Act on Investment Trusts and Investment Corporations) shall be as listed below:

- 1) Securities;
- 2) Interests in derivatives transactions (as defined in Article 2, Paragraph 20 of the Financial Instruments and Exchange Act and provided for in Article 26 hereof); and
- 3) Monetary claims.

Article 22-2 (Restrictions on investment regarding derivative transactions, etc.)

The derivative transactions shall be such that the amount calculated in a reasonable manner pursuant to the rules of the Investment Trusts Association, Japan does not exceed the total net asset value of the trust asset.

Article 23 (Scope of Investment Instructions)

1. The Trustor shall give instructions so that the trust funds are invested primarily in equities.
2. Notwithstanding the provisions of the preceding paragraph, the Trustor may give instructions so that the trust funds are invested in the securities (excluding the rights deemed as securities provided for in Article 2, Paragraph 2 of the Financial Instruments and Exchange Act) and financial instruments (including the rights deemed as securities provided for in each of the items of Article 2, Paragraph 2 of the Financial Instruments and Exchange Act) other than equities listed below when the Trustor deems it necessary to do so in investment management to cope with the creation, cancellation or redemption of this Trust or for the purpose of taking appropriate measures against any change in the investment environment or otherwise:
 - 1) Deposits;
 - 2) Beneficiary certificates for designated money trusts (limited to the beneficiary certificates for the trusts issuing beneficiary certificates as defined in Article 2, Paragraph 1, Item 14 of the Financial Instruments and Exchange Act);
 - 3) Designated money trusts (excluding the trusts issuing beneficiary certificates as defined in Article 2, Paragraph 1, Item 14 of the Financial Instruments and Exchange Act); and
 - 4) Call loans.

Article 24 (Basic Policies for Investment Management)

The Trustor shall give instructions concerning management of the trust assets based upon the basic policies as described in each of the following items:

- 1) This Trust invests in the constituent shares of TOPIX and seeks to achieve a performance tracking TOPIX.
- 2) In each of the following events, the Trustor may give instructions to adjust the composition of the trust assets pursuant to the basic policy as described in Item 1. above:
 - a. If the calculation method of TOPIX has been changed;
 - b. If the market capitalization of any of the constituent shares of TOPIX has been revised reflecting a change in the constituent shares of TOPIX, capital movements, etc.;
 - c. If any instruction is given for making additional trust and exchange of beneficial interests for shares; or
 - d. If the Trustor otherwise deems necessary to maintain close tracking to TOPIX.
- 3) To realize the same gains and losses similar to holding the underlying assets, the Fund may execute securities index futures trading, etc. set forth in Article 26 hereof according to the funds movement for the purpose of achieving a closer tracking to TOPIX,.
- 4) In the event of terminating the Trust, investment management as described in each item above may be impracticable.
- 5) No restriction shall be placed on the ratio of shares in the investment portfolio, in principle.
- 6) No investment shall be made in foreign currency-denominated assets.
- 7) Equity, debt, and derivative are the categories of exposures prescribed in the rules of The Investment Trusts Association, Japan. With regard to the exposures, in principle, the individual category's exposure to a certain interest counterparty, the kind of a counterparty prescribed in the rule, shall not exceed 10% of the total net asset value of the trust assets. And all the categories' exposure to a certain counterparty shall not exceed 20%. If the ratio exceeds the limit, the Trustor shall carry out adjustment to keep within the limit pursuant to the rules of The Investment Trusts Association, Japan.

Article 25 (Scope of Equities to Invest In)

The Trustor shall give instructions to invest in equities issued by the Issuing Companies whose equities are included in TOPIX, except for those equities acquired by way of allotment to shareholders.

Article 26 (Instructions, Purpose and Scope of Futures Trading, Etc.)

To realize the same gains and losses similar to holding the underlying assets, and to avoid price fluctuation risk, the Trustor may give instructions to execute trading similar to TOPIX futures and options trading on financial instruments exchanges in Japan as well as trading similar to TOPIX futures and options trading on foreign financial instruments exchanges.

Article 27 (Instructions for and Scope of Lending of Securities)

1. For efficient management of the trust assets, the Trustor may give instructions for lending of any equities attributable to the trust assets to the extent specified in Paragraph 2 below.
2. Any such lending of equities as set forth in the preceding paragraph shall be such that the total market price of the equities to be lent shall not exceed the total market price of the equities held in the trust assets at the time of lending.
3. In the event that the relevant lending is made in excess of the amount of the limit specified in the preceding paragraph, the Trustor shall immediately give instructions for cancellation of such part of the loan agreement as equivalent to the amount in excess.
4. The Trustor shall give instructions for the acceptance of any collateral on the lending of equities if it deems it necessary to do so at the time of the lending.

Article 27-2 (Delegation of Trust Business, Etc.)

1. When the Trustee entrusts part of the trust business as defined in Article 22, Paragraph 1 of the Trust Business Act upon consultation with the Trustor, the Trustee shall select a person who meets all of the following requirements (including an interested person of the Trustee (as defined in Article 29, Paragraph 2, Item 1 of the Trust Business Act applied *mutatis mutandis* pursuant to the Act on Provision, etc. of Trust Business by Financial Institutions; the same shall apply hereinafter)) as the person to whom such trust business is delegated.
 - 1) In light of the credibility of the person to whom such trust business is delegated, there is no concern for the continuous performance of the business by the person.
 - 2) In light of the person's past performance in the business to be delegated, the person is deemed to have the ability to properly process the business to be delegated.
 - 3) When delegating the custody, etc. of the trust assets, the person has a system to classify and manage the trust assets.
 - 4) The person has a system to properly carry out the business related to internal management.
2. The Trustee shall, in selecting a person to whom such trust business is delegated provided for in the preceding paragraph, confirm that the person meets the requirements set forth in each of the items of the preceding paragraph.
3. Notwithstanding Paragraph 2 above, the Trustee may delegate the business set forth in each of the following items (to the extent that it requires no discretion) to a person (including an interested person of the Trustee) deemed to be appropriate by both the Trustee and Trustor:
 - 1) The business concerning the maintenance of the trust assets;
 - 2) The business for the use or improvement of the trust assets to the extent it does not change the nature of the trust assets;
 - 3) The business related to the activities required for the disposal of the trust assets or achievement of other trust objectives carried out solely under the instructions of the Trustor; and
 - 4) The activities to provide support functions for the Trustee to carry out its business.

Article 28 (Custody of Equities)
(Deleted)

Article 29 (Retention, Etc. of Registration, Entry, Etc. of Trust Assets)

1. The trust assets, the registration or recording of which is possible, shall be registered or recorded. However, registration or recording of trust assets may be suspended if the suspension is approved by the Trustee.
2. Notwithstanding the proviso in the preceding paragraph, when the Trustor or the Trustee deems it necessary to protect the beneficiaries, registration or record shall be made immediately.
3. The trust assets that can be listed or recorded as being attributable to the trust assets shall be listed or recorded as being attributable to the trust assets and shall be classified and managed by a method to clarify the calculation. However, when the Trustee permits, it may be classified and managed in a way that clarifies the calculation method.
4. Personal property (excluding money) may be classified and managed in a way that makes it distinguishable by outward appearance or a way that clarifies the calculation method.

Article 30 (Instructions for Sale, Etc. of Securities)

The Trustor may give instructions for sale, etc. of any securities attributable to the trust assets.

Article 31 (Instructions for Reinvestment)

The Trustor may give instructions to reinvest any proceeds from such sale as set forth in the provisions of the preceding Article, any distributions on settlement of equities, dividends on equities and any other accounts receivable.

Article 32 (Attribution of Profit and Loss)

Any profit or loss of the trust assets resulting from any act taken in accordance with the Trustor's instructions shall be attributable to the beneficiaries.

Article 33 (Advance Payment of Funds by the Trustee)

1. With respect to any securities attributable to the trust assets, the Trustee may, upon request of the Trustor, make advance payment of funds in the event of new shares being issued.
2. If there exist any distributions on settlement of equities, dividends on equities and other accounts receivable belonging to the trust assets, the amount of which can be estimated on or prior to the termination date of the Trust, the Trustee may make advance payments and transfer these accounts to the trust assets.
3. Matters concerning settlement of, and interest on, the advance payments made under the preceding two paragraphs shall be determined separately on a case-by-case basis through consultations between the Trustor and the Trustee.

Article 34 (Calculation Period of Trust)

The calculation period of this Trust shall begin on July 9 of each year and end on July 8 of the following year; provided, however, that the first calculation period shall begin on December 20, 2001 and end on July 8, 2002 and that the termination date of the final calculation period shall be the termination date of the trust term provided for in Article 4 hereof.

Article 35 (Reports on Trust Assets)

1. The Trustee shall calculate profits and losses at the end of each calculation period, prepare a report on the trust assets and submit it to the Trustor.
2. At the termination of the Trust, the Trustee shall make final calculations, prepare a report on the trust assets and submit it to the Trustor.

Article 36 (Expenses for Trust Business)

Any and all taxes imposed on the trust assets, expenses resulting from conducting trust business, interest on the advance payments made by the Trustee, audit expenses of the financial documents on the trust assets as well as Consumption Tax, Etc. on such expenses (hereinafter referred to as "Expenses," which may include expenses for listing of beneficial interests as well as royalties on TOPIX and any other indexes and Consumption Tax, Etc. on such royalties) shall be borne by the beneficiaries and paid out of the trust assets.

Article 37 (Amount of Trust Fees)

1. The aggregate amount of the trust fees for the Trustor and the Trustee shall be amount obtained by multiplying the Total Net Asset Value of the trust assets by 6.8/10,000 per annum or less for each day throughout the calculation period set out in Article 34.
2. The trust fees provided for in the preceding paragraph shall be paid out of the trust assets at the end of each calculation period or at the time of termination of the Trust, and the allotment of such fees between the Trustor and the Trustee shall be determined separately.
3. An amount equal to Consumption Tax, Etc. on the trust fees set out in Paragraph 1 shall be paid out of the trust assets at the time of paying such trust fees.

Article 37-2 (Amount of Other Fees)

1. The Trustor and the Trustee shall receive fees calculated as follows.
 - 1) When the instruction of the lending of securities set out in Article 27 is given, an amount of 50/100 or less of the lending commission.

2. The fees provided for in the preceding paragraph shall be paid out of the trust assets at the end of each calculation period or at the time of termination of the Trust, and the allotment of such fees between the Trustor and the Trustee shall be determined separately.
3. An amount equal to Consumption Tax, Etc. on the fees set out in Paragraph 1 shall be paid out of the trust assets at the time of paying such fees.

Article 38 (Income Distributions)

1. With respect to income such as dividends derived from the trust assets (meaning a sum of dividends, interest, lending commissions on securities loaned and any similar income less interest payable; the same shall apply hereinafter) plus reserve for distributions carried over from the preceding period, the remaining amount after deducting the Expenses, trust fees and Consumption Tax, Etc. on such trust fees as at the end of each calculation period and also covering in full a deficiency in reserve for distributions carried over from the preceding period (if any) shall be distributed to the beneficiaries; provided, however, that if the balance obtained after the above deduction and covering is reserved, in part or in whole, in the trust assets to adjust the income distribution amount, such sum may be retained as a reserve for distributions to apply it to the distributions in the next period and thereafter. In addition, if the sum of the Expenses, trust fees and Consumption Tax, Etc. on such trust fees as well as a deficiency in reserve for distributions may not be deducted in full, the amount not deducted shall be carried over to the next period as a deficiency in reserve for distributions.
2. The sum of the income as listed in 1) below derived from the trust assets as at the end of each calculation period shall, if there is any net operating loss carryforward after deducting the loss as listed in 2) below, be carried over to the next period after covering the amount in full.
 - 1) Gains on trading of securities (including their unrealized gains), gains on trading of futures, etc. (including their unrealized gains), gains on additional trust creations and gains on exchanges;
 - 2) Losses on sales of securities (including their unrealized losses), losses on the trading of futures, etc. (including their unrealized losses), losses on additional trust creations and losses on exchanges.

Article 39 (Payment of Income Distributions)

1. With the persons whose names have been registered in the register of beneficiaries set out in Article 21 as of the day on which the calculation period ends as the beneficiaries as of the day on which the calculation period ends (hereinafter referred to as the "Beneficiaries Whose Names Have Been Registered"), income distributions shall be paid to such Beneficiaries Whose Names Have Been Registered. After the payment of income distributions to the Beneficiaries Whose Names Have Been Registered, even if the Beneficiaries Whose Names Have Been Registered are different from the holders of beneficial interests even after the transition to the book-entry transfer system as of the day on which the calculation period ends, the Trustee shall not be liable for the payment of income distributions to such holders and any other damages.
2. The payment of the income distributions as set forth in the preceding paragraph shall be made by the Trustee in principle on the day specified by the Trustor within forty (40) days after the day on which each calculation period ends by transferring such income distributions to the deposit account, etc. designated in advance by the Beneficiaries Whose Names Have Been Registered. In addition, when the Beneficiaries Whose Names Have Been Registered have entered into a separate agreement on the handling of income distributions with the members provided for in Article 21, Paragraph 2, the income distributions shall be paid in accordance with such agreement.
3. The Trustee may delegate the payment of the income distributions to the party to which the preparation of the register of beneficiaries has been delegated in accordance with the provisions of Paragraph 1 of Article 21 hereof.

Article 40 (Prescription Period for Payment of Income Distributions and for Exchange of Equities or Payment of Repurchase Proceeds upon Termination of Trust)

Beneficiaries shall, with respect to income distributions, lose their right if they fail to claim the payment of the income distributions within five (5) years from the date of commencement of payment thereof specified in Paragraph 2 of the preceding Article or to claim the exchange of equities or the payment of the proceeds from repurchase of equities upon termination of

Trust within ten (10) years from the date of termination of trust, and such right shall revert to the Trustor thereafter.

Article 41 (Partial Cancellation)

In connection with their beneficial interests, beneficiaries may not request the partial cancellation of this Trust during the trust term.

Article 42 (Exchange of Beneficial interests for Equities Attributable to Trust Assets)

1. Beneficiaries shall be entitled to request the Trustor to exchange their beneficial interests for the equities of their interests in the trust assets (hereinafter referred to as the "Exchange") in an integral multiple of the minimum number of units for an Exchange request during a period from March 4 to March 20, 2002 and at any time after July 9, 2002.
2. The minimum number of units for an Exchange request referred to in the preceding paragraph shall be the number of units specified by the Trustor as the value obtained by multiplying the relevant number of units by the Net Asset Value per Unit on the Exchange request date being equal to the aggregate value of unit shares on such date.
3. Notwithstanding the provisions set forth in Paragraph 1 above, the Trustor shall accept no Exchange request if the Exchange request date falls on any day of the following:
 - 1) During the three (3) business days from the business day immediately preceding ex right date (excluding ex dividend date) for the relevant constituent shares of the TOPIX;
 - 2) During the six (6) business days from the day which is three (3) business days prior to the day on which the number of shares has been changed as a result of a change in the constituent shares of the TOPIX or a change in the number of shares due to an increase or decrease in capital, etc.;
 - 3) During the two (2) business days from the day which is two (2) business days prior to the last day of each calculation period set forth in Article 34 hereof (if the last day of the calculation period is a holiday, then during the three (3) business days from the day which is three (3) business days prior to the last day of each calculation period);
 - 4) During the five (5) business days immediately preceding the termination date of the Trust if it is to be terminated; and
 - 5) In addition to the above items, if the Trustor considers that there have occurred any unavoidable events that might hinder management in accordance with the basic policies for management as provided for in each item in Article 24 hereof.
4. In the event of an Exchange request being made by a beneficiary under Paragraph 1, the beneficiary shall make such request with its Book-Entry Transfer Beneficial Interests to the Type 1 financial instruments business operator designated by the Trustor; provided that in the event of an Exchange request which results in the delivery of equities (after the transfer to the book-entry transfer system of equities, delivery refers to entry or record in the account with the Book-Entry Transfer Institution, Etc.; the same shall apply hereinafter) to the beneficiary on or after January 4, 2008 being made prior to January 4, 2008, such a request shall be made with beneficial interests that are ensured to be the Book-Entry Transfer Beneficial Interests.
5. The Type 1 financial instruments business operator designated by the Trustor who accepted the exchange set forth in Paragraph 1 shall conduct the procedures for the cancellation in accordance with the methods prescribed by the Book-Entry Transfer Institution. As provided by the statement of operation procedures of the Clearing Institution set forth in the proviso to Article 6, the Type 1 financial instruments business operator designated by the Trustor applies to the Clearing Institution for assuming obligation of delivery of Book-Entry Transfer Beneficial Interests to the Trustee and the Clearing Institution assumes this obligation, the Clearing Institution shall conduct the procedures for the cancellation of Book-Entry Transfer Beneficial Interests. The Book-Entry Transfer Institution shall make a cancellation of the same number of Book-Entry Transfer Beneficial Interests as the beneficial interests required for the exchange specified in Article 43, Paragraph 2, and the decrease in the number of units pertaining to the beneficiary who made the request for the exchange in Paragraph 1 is entered or recorded in the account with the Book-Entry Transfer Institution, Etc. pursuant to the provisions of the Book-Entry Transfer Act after the procedures for such cancellation and the request for the transfer of the exchanged equities prescribed in Article 43, Paragraph 3 were executed.

6. The Trustee shall, in accordance with the Exchange instruction by the Trustor set out in Paragraph 7, treat the Book-Entry Transfer Beneficial Interests required for the Exchange as being accepted and cancelled by the cancellation procedure for the book-entry transfer account book and confirmation of the cancellation set out in Paragraph 8.
7. Upon acceptance of the Exchange request referred to in Paragraph 1 above, the Trustor shall give instructions to exchange the relevant beneficial interests for any of the equities in the trust assets in accordance with Article 43.
8. The Trustor shall treat the same number of beneficial interests as the Book-Entry Transfer Beneficial Interests to be cancelled by the Exchange as invalid from the business day immediately following the Exchange request date, and the Trustee shall confirm that the Book-Entry Transfer Beneficial Interests related to the beneficial interests have been cancelled on the date of the transfer to the exchanged equities.
9. At the time of the Exchange under Paragraph 1 above, the Type 1 financial instruments business operator designated by the Trustor may charge an amount equivalent to its own established fees and the Consumption Tax, Etc. thereon.
10. The number of equities of individual issues which the beneficiary is entitled to acquire through the Exchange shall be the number in an integral multiple of unit shares determined by the relevant financial instruments exchange, calculated on the basis of the Net Asset Value per Unit on the Exchange request date.
11. Notwithstanding the preceding paragraph, if the beneficiary who has made an Exchange request is the Issuing Company, Etc. of the equities for Exchange, the Trustor shall give instructions to exchange the beneficial interests remaining after the deduction of the number of beneficial interests in an amount equal to the aggregate value of the equities of the Issuing Company, Etc. from the number of beneficial interests the Exchange request for which has been accepted for the equities (excluding equities of the Issuing Company, Etc.) in an integral multiple of the trading unit on the exchange.
12. The Trustor shall be entitled to suspend the acceptance of Exchange requests made under Paragraph 1 or cancel the Exchange requests already accepted if it determines that the management of trust assets according to the basic management policy set out in Article 24 may be hindered for some reason, such as a suspension of trading or suspension of the settlement function on the relevant financial instruments exchange.
13. In the event of the acceptance of Exchange requests being suspended as set out in the preceding paragraph, the relevant beneficiary may withdraw its Exchange request on the day when the acceptance is suspended; provided that unless the beneficiary withdraws its request, the Trustor shall treat such request as if it was accepted on the first calculation date of the Net Asset Value per Unit immediately after such suspension is lifted.

Article 43 (Instructions, Etc. on Exchange of Beneficial Interests for Equities in Trust Assets)

1. If the Trustor has accepted a request from a beneficiary made pursuant to Paragraph 1 of the preceding Article by presenting the Trustor the Book-Entry Transfer Beneficial Interests in an integral multiple of the minimum number of an Exchange request, the Trustor shall calculate the number of equities of individual issues which a beneficiary is entitled to acquire as well as the number of beneficial interests required for the Exchange based on the number of the Book-Entry Transfer Beneficial Interests presented by the beneficiary.
2. The Trustor shall instruct the Trustee to exchange the same number of Book-Entry Transfer Beneficial Interests as the beneficial interests required for Exchange as set out in the preceding paragraph for those equities of unit shares in the trust assets; provided that if the beneficiary who has made an Exchange request is the Issuing Company, Etc. of the equities for the Exchange, the Trustor shall not so instruct as to such equities of the Issuing Company, Etc.
3. The Trustee shall, after confirming that an application for cancellation of the Book-Entry Transfer Beneficial Interests having been provided to it for Exchange has been accepted by the Book-Entry Transfer Institution, Etc., make a request for transfer to the Book-Entry Transfer Institution, Etc. to issue equities to the Type 1 financial instruments business operator designated by the Trustor to which the request set out in Paragraph 1 of the preceding Article has been made by the beneficiary following the instruction by the Trustor in accordance with the methods prescribed by the Book-Entry Transfer Institution. However, as provided by the statement of operation procedures of the Clearing Institution set forth in the proviso to Article 6, when the Type 1 financial instruments business operator designated by the Trustor

who accepted the exchange, applies to the Clearing Institution for assuming obligation of delivery of Book-Entry Transfer Beneficial Interests to the Trustor and the Clearing Institution assumes this obligation, the Trustee shall make a request for the transfer of the exchanged equities belonging to the Trust Asset in accordance with the instruction of the Trustor and the methods prescribed by the Book-Entry Transfer Institution, notwithstanding the procedures set forth in Paragraph 5 of the preceding article. When delivering the exchanged equities to the beneficiary, as a general rule, an increase in the number of equities pertaining to the beneficiary who made the request for an exchange will be entered or recorded in the account with the Book-entry Transfer Institution from the third business day after and including the day on which a request for the exchange under Paragraph 1 of the preceding Article is made.

4. In the event that the beneficiary making such Exchange request is the Issuing Company, etc. of the constituent shares of the TOPIX, the Type 1 financial instruments business operator forwarding the Exchange request from the beneficiary shall give notice thereof to the Trustor when making such Exchange request (including the request for Exchange by the Type 1 financial instruments business operator for its own accounts if it falls under the Issuing Company, Etc. of the constituent shares of the TOPIX; the same shall apply to the following paragraph).
5. Should any damage occur to the trust assets, etc. in the absence of such notice as set out in the preceding paragraph at the time of the Exchange request, the Type 1 financial instruments business operator which has forwarded the Exchange request shall be liable for such damage.

Article 44 (Accounting Treatment of Exchange of Beneficial Interests for Equities)

In the Exchange of beneficial interests for equities as set out in the preceding Article, a difference between the amount obtained by multiplying the number of beneficial interests for the Exchange by the Net Asset Value per Unit on the Exchange request date and the amount of principal shall be treated as the Exchange difference.

Article 45 (Purchase of Beneficial Interests)

1. If the total number of units of beneficial interests held by a beneficiary is below the trading unit of the beneficial interests as prescribed by the financial instruments exchanges, the Type 1 financial instruments business operator designated by the Trustor shall purchase such beneficial interests upon request by the beneficiary.
2. The purchase price of the beneficial interests shall be the Net Asset Value per Unit on the commitment date of purchase.
3. At the time of the purchase of beneficial interests under the preceding paragraph, the Type 1 financial instruments business operator designated by the Trustor may charge an amount equivalent to its own established fees and Consumption Tax, Etc. thereon.
4. The Type 1 financial instruments business operator designated by the Trustor shall be entitled to suspend the purchase of beneficial interests under Paragraph 1 or cancel the committed purchases of beneficial interests upon consultation with the Trustor when there are unavoidable circumstances such as a suspension of trading or suspension of the settlement function on the relevant financial instruments exchange.
5. In the event of suspension of the purchase of beneficial interests according to the preceding paragraph, the beneficiaries may withdraw their requests for purchase on such day as purchase is suspended. In the event of such request for purchase not being withdrawn by the beneficiaries, the purchase price of such beneficial interests shall be calculated deeming the first calculation day of the Net Asset Value per Unit after the lifting of such suspension as the commitment date of purchase pursuant to the provision set forth in the second paragraph above and also the provision set forth in the third paragraph above shall apply thereto *mutatis mutandis*.

Article 46 (Exchange, Etc. at the Time of Termination of Trust)

1. In the event of this Trust being terminated, the Trustor shall, with respect to the beneficial interests held by the beneficiaries, exchange the equities equivalent to their interests in the trust assets of such beneficial interests at the time of the termination for the Book-Entry Transfer Beneficial Interests which have been entered or recorded in the book-entry transfer account book as such beneficial interests or the beneficial interests representing such beneficial interests.

2. At the time of the Exchange under Paragraph 1, the Type 1 financial instruments business operator designated by the Trustor may charge an amount equivalent to its own established fees and Consumption Tax, Etc. thereon.
3. The Exchange of equities set out in Paragraph 1 shall be executed, with regard to the Book-Entry Transfer Beneficial Interests, in principle, from the following business day of the day when the Trustee has confirmed that the application for cancellation of the Book-Entry Transfer Beneficial Interests for Exchange has been accepted by the Book-Entry Transfer Institution, Etc., and with regard to the beneficial interests, from the third (3rd) business day of the day when it has been confirmed that the beneficial interests to be exchanged have been provided to the Trustee.
4. The Trustor shall, from the fourth (4th) business day prior to the termination date of the Trust, treat the same number of beneficial interests as the Book-Entry Transfer Beneficial Interests to be cancelled by the Exchange and the beneficial interests represented by the beneficial interests which the trust assets has obtained by the Exchange as invalid, and the Trustee shall confirm that the Book-Entry Transfer Beneficial Interests related to such beneficial interests have been cancelled on the date of the transfer to the exchanged equities.
5. Notwithstanding the provisions of Paragraphs 1 through 3, out of the beneficial interests held by the Trustee, the Book-Entry Transfer Beneficial Interests or the beneficial interests less than the number of beneficial interests required for the Exchange referred to in Paragraph 1 shall be purchased by the Type 1 financial instruments business operator designated by the Trustor at the redemption price on or after the termination date of the Trust.
6. At the time of the purchase under the preceding paragraph, the Type 1 financial instruments business operator designated by the Trustor may charge an amount equivalent to its own established fees and Consumption Tax, Etc. thereon.

Article 46-2 (Handling of Beneficial Interests Entered or Recorded in the Pledge Column)

The payment of income distributions, acceptance of a request for the Exchange and delivery of the exchanged equities (including the Exchange at the time of the termination of Trust) relating to the beneficial interests entered or recorded in the pledge column of the book-entry transfer account book of the Book-Entry Transfer Institution, Etc. shall be handled in accordance with the Trust Deed, the Civil Code and other applicable laws.

Article 47 (Cancellation of the Trust Deed)

1. At any time during the trust term, the Trustor may cancel the Trust Deed and terminate the Trust upon agreement with the Trustee. In such a case, the Trustor shall previously notify the supervisory authorities of its intention of cancellation.
2. If any of the following items occurs during the trust term, the Trustor shall cancel the Trust Deed and terminate the Trust upon agreement with the Trustee. In such a case, the Trustor shall previously notify the supervisory authorities of its intention of cancellation.
 - 1) If the number of units of beneficial interests falls below three (3) million
 - 2) If the beneficial interests are delisted from all the financial instruments exchanges on which they have been listed
 - 3) If TOPIX is abolished
 - 4) If any amendment to the Trust Deed deemed necessary by the Trustor or the Trustee as a result of a change in the calculation method, etc. of TOPIX is not made in accordance with the provisions of Article 52, Paragraph 4
3. As regards the matters set out in the preceding two paragraphs, the Trustor shall previously give public notice of its intention of cancellation and deliver a written instrument thereof to its known beneficiaries of the Trust Deed; provided that no such public notice shall be given in principle if the said written instrument is delivered to all the beneficiaries of the Trust Deed.
4. Such public notice and written instrument as set out in the preceding paragraph shall state that any beneficiary having an objection may raise its objection against the Trustor within a specified period, which shall not be less than one (1) month.
5. If the number of the beneficial interests of those beneficiaries who have raised their objection in a specified period set out in the preceding paragraph exceeds one-half of the total number thereof, no cancellation of the Trust Deed set out in Paragraph 1 shall be effected.
6. If the Trustor has decided not to cancel the Trust Deed, it shall give public notice of its intention not to cancel the Trust Deed and the reason therefore, and shall deliver a written instrument stating these matters to its known beneficiaries of the Trust Deed; provided that

no such public notice shall be given in principle if the said written instrument is delivered to all the beneficiaries.

7. The provisions of the preceding three paragraphs shall not apply if the Trust Deed is cancelled under the provisions of Paragraph 2 above. Similar treatment shall apply if, in view of the status of the trust assets, there are truly unavoidable circumstances and if it is difficult to give the public notice and written instrument within a specified period which is not less than one (1) month as set out in Paragraph 4.

Article 48 (Order of Supervisory Authorities on Trust Deed)

1. If the Trustor receives an order from the supervisory authorities to cancel the Trust Deed, it shall cancel the Trust Deed and terminate the Trust in accordance with such order.
2. The Trustor shall comply with the provisions of Article 52 if it intends to amend the Trust Deed in accordance with the order given by the supervisory authorities.

Article 49 (Action to Be Taken upon Cancellation of the Trustor's License, etc.)

1. In the event that the Trustor's license is revoked by the supervisory authorities or if the Trustor is liquidated or discontinues its business, the Trustor shall cancel the Trust Deed and terminate the Trust.
2. Notwithstanding the preceding paragraph, if an order is issued by the supervisory authorities to transfer the Trustor's business under the Trust Deed to another investment trust management company, this Trust shall continue to be in force between the said investment trust management company and the Trustee, except for the cases that fall under Paragraph 4 of Article 52.

Article 50 (Action to Be Taken upon Transfer or Succession of Trustor's Business)

1. The Trustor may transfer all or part of its business. In connection therewith, the business under the Trust Deed may be transferred.
2. The Trustor may have all or part of its business succeeded by way of subdivision. In connection therewith, the business under the Trust Deed may be subject to such succession.

Article 51 (Action to Be Taken upon Resignation or Removal of the Trustee)

1. The Trustee may resign from its duties by obtaining approval of the Trustor. Upon the occurrence of any breach by the Trustee of its duties or any other material events, the Trustor or beneficiaries may request the court to remove the Trustee. If the Trustee has resigned or has been removed by the court, the Trustor shall appoint a new trustee pursuant to Article 52.
2. If the Trustor fails to appoint a new trustee, the Trustor shall cancel the Trust Deed and terminate the Trust.

Article 52 (Amendments to Trust Deed)

1. The Trustor may amend the Trust Deed upon agreement with the Trustee. In such a case, the Trustor shall previously notify the supervisory authorities of its intention to make amendments and the matters to be amended.
2. If any of such amendments referred to in the preceding paragraph are significant in nature, the Trustor shall previously give public notice of its intention to make amendments and the matters to be amended, and shall deliver a written instrument stating these matters to its known beneficiaries of the Trust Deed; provided that no such public notice shall be given in principle if the said written instrument is delivered to all the beneficiaries hereof.
3. Such public notice and written instrument as set out in the preceding paragraph shall state that any beneficiary having an objection may raise its objection against the Trustor within a specified period, which shall not be less than one (1) month.
4. If the number of the beneficial interests of those beneficiaries who have raised their objection within a specified period set out in the preceding paragraph exceeds one-half of the total number thereof, no amendment of the Trust Deed set forth in Paragraph 1 shall be effected.
5. If the Trustor has decided not to amend the Trust Deed under the preceding paragraph, it shall give public notice of its intention not to amend the Trust Deed and the reason therefore, and shall deliver a written instrument stating these matters to its known beneficiaries of the Trust Deed; provided that no such public notice shall be given in principle if the said written instrument is delivered to all the beneficiaries hereof.

Article 53 (Right of Objecting Beneficiaries to Request Repurchase)

In the event of the cancellation of the Trust Deed set forth in Article 47 or the amendment to the Trust Deed under the preceding Article being made, those beneficiaries who have raised their objection thereto against the Trustor within a specified period set out in Paragraph 4 of Article 47 or Paragraph 3 of the preceding Article, may request the Trustee to repurchase their beneficial interests with any of the trust assets.

Article 54 (Public Notices)

Public notices given by the Trustor to the beneficiaries shall be carried in the *Nihon Keizai Shimbun*.

Article 55 (Handling of Doubts Arising from Trust Deed)

Any doubts arising in connection with the interpretation of the Trust Deed shall be resolved through consultations between the Trustor and the Trustee.

Supplementary Provision

- Article 1 The provisions of Articles 11 and 12 and Articles 15 to 20 and the provisions on beneficiary certificates that can be read as beneficial interests of this Trust Deed as of December 28, 2007 shall continue to be in effect in the event the Trustor issues beneficiary certificates due to unavoidable circumstances.
- Article 2 The "Clearing Institution specified separately" defined in Article 6 shall be Japan Securities Clearing Corporation.

In witness of the provisions described above, the Trust Deed has been executed by the parties hereto as of the date written below.

December 20, 2001

Trustor: 7-1, Akasaka 9-chome, Minato-ku, Tokyo
Nikko Asset Management Co., Ltd.

Trustee: 4-5, Marunouchi 1-chome, Chiyoda-ku, Tokyo
Mitsubishi UFJ Trust and Banking
Corporation